

## Rapid Determination of Whisky Brands Using the DART QDa with LiveID System for Alcoholic Beverage Quality Control Testing

---

Sara Stead, Renata Jandova, Rebecca Eccles, Ian Goodall

Waters Corporation, Scotch Whisky Research Institute

---

### Abstract

This application note demonstrates the analysis of alcoholic beverages to determine brand authenticity using Waters DART QDa with LiveID system.

### Benefits

- Real-time classification of alcoholic beverage brands with no sample preparation or chromatographic separation required.
- Applicability for point-of-control qualitative testing with reduced sample manipulation, providing results in seconds.
- Intuitive software, accessible to the non-expert user, to develop and validate robust models for various food authenticity, integrity, and quality control challenges.

---

## Introduction

Whisky (whiskey), a popular spirit drink, is sold worldwide, either as the product of one distillery or as a blend of two or more distilleries. Analytical methods are required for process control and quality assurance processes. The popularity of premium whisky products such as Scotch Whisky generates a high risk of fraud, and methods are also required by those agencies involved in inspection and enforcement to confirm the authenticity of whisky brands. Scotch Whisky production has been defined in UK law for many years and is currently set out in the Scotch Whisky Regulations 2009.<sup>1</sup> The definition requires Scotch Whisky to be wholly produced in Scotland from three raw materials: cereals, yeast, and water. It defines the process by which Scotch Whisky is made and not the analytical properties of the finished product. The European Union established rules on the definition, description, and presentation of spirit drinks under Council Regulation (EEC) 1576/89 [repealed and replaced by EC No. 110/2008]<sup>38</sup> in which Scotch Whisky was recognized as a geographical designation.<sup>2,3</sup> Regulations in many other countries defining Scotch Whisky often make direct reference to the UK process definition including The USA Code of Federal Regulations<sup>4</sup> and The Canadian Food and Drug Regulations.<sup>5</sup>

The resulting product characteristics of Scotch Whisky are known to be strongly influenced by the raw materials and fermentation, distillation, maturation, and blending regimes. This leads to characteristic analytical profiles for various volatile congeners, principally derived from the fermentation process, as well as maturation components extracted from the cask; these compounds have been used as reference points in authenticity analysis. Routine analysis of Scotch Whisky involves separation techniques, such as gas or liquid chromatography, often coupled with commonly available detectors, including UV, flame ionization detector (FID), or mass spectrometry (MS). These targeted techniques have been used to characterize many of the major compounds in whisky, as well as for authenticity analysis. Whisky fraud can be a highly sophisticated business and targeted/semi-targeted methods can miss some of the unique features in a particular whisky. Therefore, the whole “fingerprint” is often required to detect subtle changes in the chemical profile of the whisky and reliably detect adulteration or pick up changes in product consistency or quality.

A powerful approach for chemical profiling is the use of MS-based techniques coupled to multivariate analysis (MVA). For example, pyrolysis–GC–MS followed by Principal Component Analysis (PCA) of the resulting mass spectra has revealed the chemistry responsible for the different flavor profiles of Scotch whisky produced using peat sourced from four geographical locations.<sup>6</sup> Direct Analysis MS, using extremely high mass resolving power of Fourier transform ion cyclotron resonance mass spectrometry (FT-ICR MS) has

been used to detect the key compounds responsible for discriminating between types of whisky (blend or malt) or maturation wood type.<sup>7</sup> Many other analytical strategies including UV, RAMAN, NIRS, FTIR, and even NMR have also been reported in the literature for verification of brand authenticity.<sup>8,9</sup> Such research platforms are often not considered “fit for purpose” by the industry. There is a need for the development of analytical tools which combine the specificity of a detailed chemical profile of the sample along with the robustness and applicability needed for routine use.

We have previously demonstrated the potential of Direct Analysis in Real Time (DART) coupled with simple mass detection (ACQUITY QDa) and multivariate statistics for the rapid analysis of whisky and bourbon brands. In this application note, we report further results of the comparative study using Waters DART QDa with LiveID System for the analysis of blended whisky brands to determine brand authenticity.

---

## Experimental

### Sample description

Representative samples of four different brands of blended Scotch and Irish whiskys were supplied by the Scotch Whisky Research Institute (SWRI) for training the chemometric model. Samples collected from 10 different production batches of each blended whisky brand were provided. A validation set of 10 single blind coded samples were provided for subsequent validation of the predictive accuracy of the model.

### DART QDa analysis of whisky samples

10 µL of the neat whisky samples were spotted directly onto the DART QuickStrip cards and allowed to dry under ambient conditions. The samples were then analyzed by DART according to the following MS conditions. For model training purposes, technical replicates (n=10) of each sample were used.

### MS conditions

MS system:	ACQUITY QDa
MS source:	DART SVP
Ionization mode:	DART+

Acquisition mode:	Full scan MS
Gas:	He
Gas temp.:	350 °C
Sampling speed:	1.00 mm/sec
Sampling frequency:	2 Hz
Cone voltage:	15 V
Mass range:	100 to 450 <i>m/z</i> (continuum)

## Data management

MassLynx (v4.2) and LiveID (v1.2) multivariate statistical software package was used as a chemometric model building and real-time sample recognition tool.

---

## Results and Discussion

### Dart QDa whisky brand quality control model

The workflow illustrated in Figure 1 was followed for the chemometric model training.

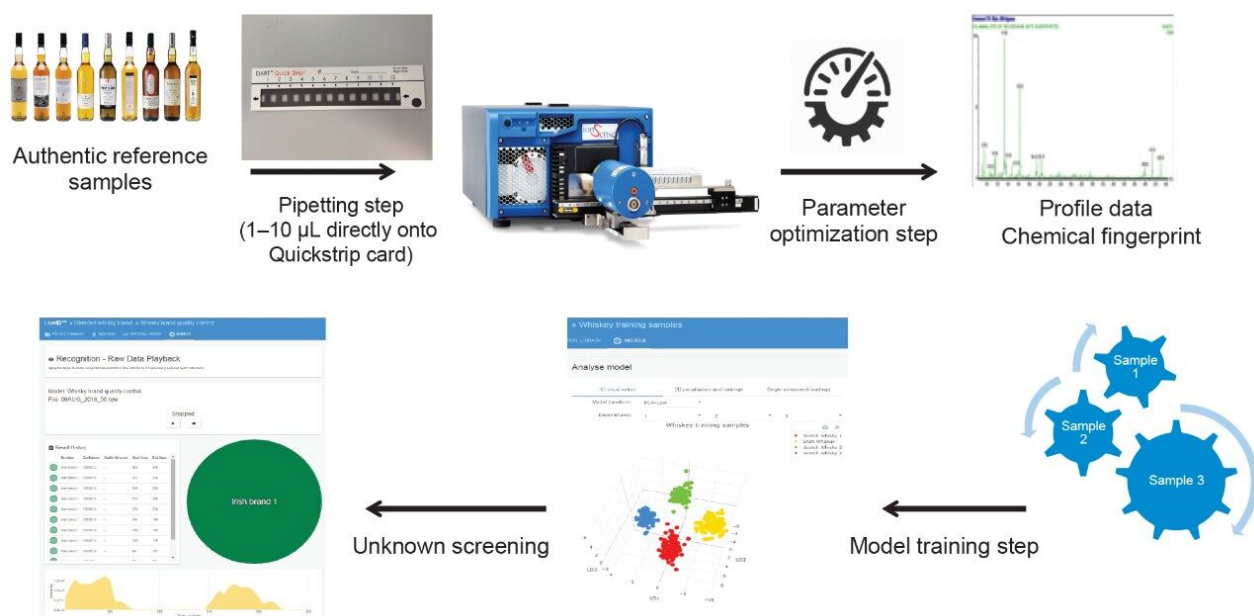


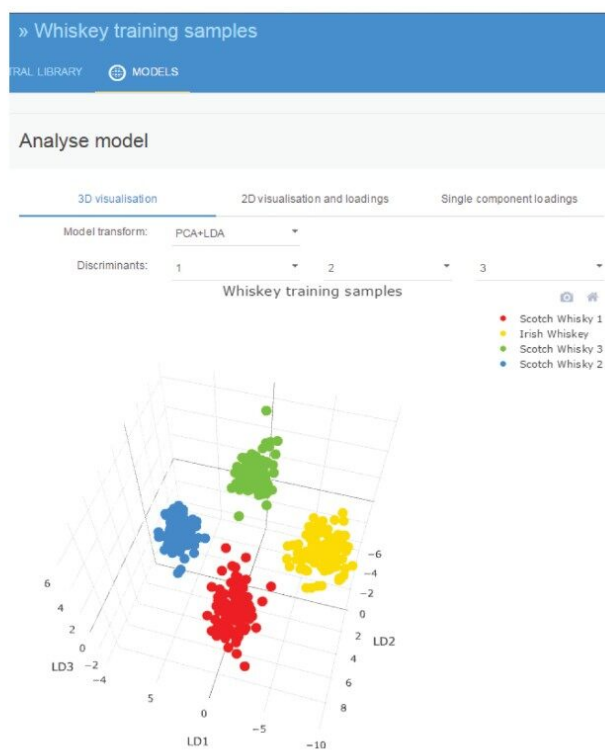
Figure 1. A schematic representation of the DART QDa LiveID workflow for chemometric modeling and real time recognition.

Combined spectrometric data obtained from four different brands of blended Scotch ( $n=3$ ) and Irish ( $n=1$ ) whiskeys with an ABV of 40% were used to train the chemometric model. For each brand, 10 different production batches were included. For each sample, replicate measurements of  $n=11$  were made.

All chemometric models were calculated using the region of 100 to 450  $m/z$ , as no significant features were observed above 450  $m/z$ . For model training purposes, 10 PCA components and 3 LDA components were used. Class related clustering was apparent within the three-dimensional (3D) PCA scores plot using components 1, 2, and 3 (Figure 2A). The combination of PCA (for data dimension reduction) and the supervised LDA generated four discrete class-based groupings within a 5 standard deviation outlier threshold (Figure 2B).



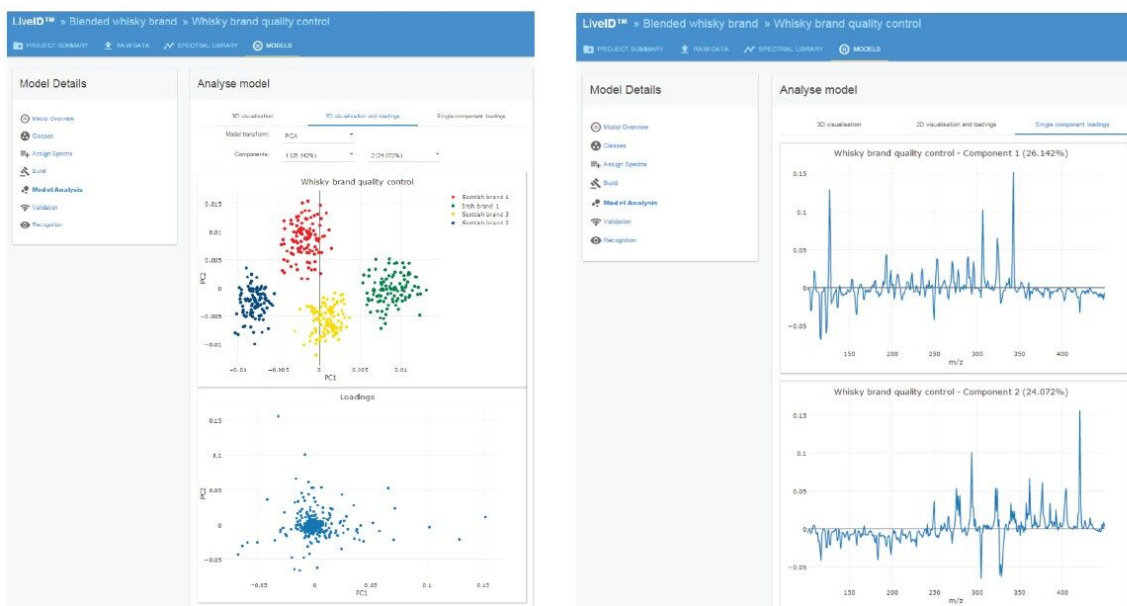
**(A) PCA**



**(B) PCA-LDA**

Figure 2. PCA (A) and the PCA/LDA (B) scores plots generated in LiveID for the DART QDa whisky quality control model.

The 2D loadings plot in Figure 3 shows the significant ions contributing to the brand level discrimination. Ions at 127.0  $m/z$  (tentative identity of the protonated species of 5-hydroxymethyl furfural), 306.5 (unknown), 342.5 (unknown), and 420.5 (unknown) are seen to be the major contributory features driving unsupervised separation in PC 1. Greater than 80% of the overall variance is explained within the first five principal components.



**(A) 2D PCA Scores plot**

**(B) Single component loadings plot**

Figure 3. 2D (A) and single component (B) loadings plots generated in LiveID for the DART QDa whisky quality control model.

These discriminatory ion features are believed to be formed from compounds in the whisky samples such as sugars, lactones, and phenolic species, the addition of caramel, and Maillard reaction products.

An *in silico* validation of the model was performed using the "leave one file out" validation tool iteratively to optimize the chemometric modelling parameters chosen. Following the optimization step, an overall correctness score (predictive accuracy) calculated from a model containing 436 spectra of 100% was achieved using the training set data, as shown in Figure 4.

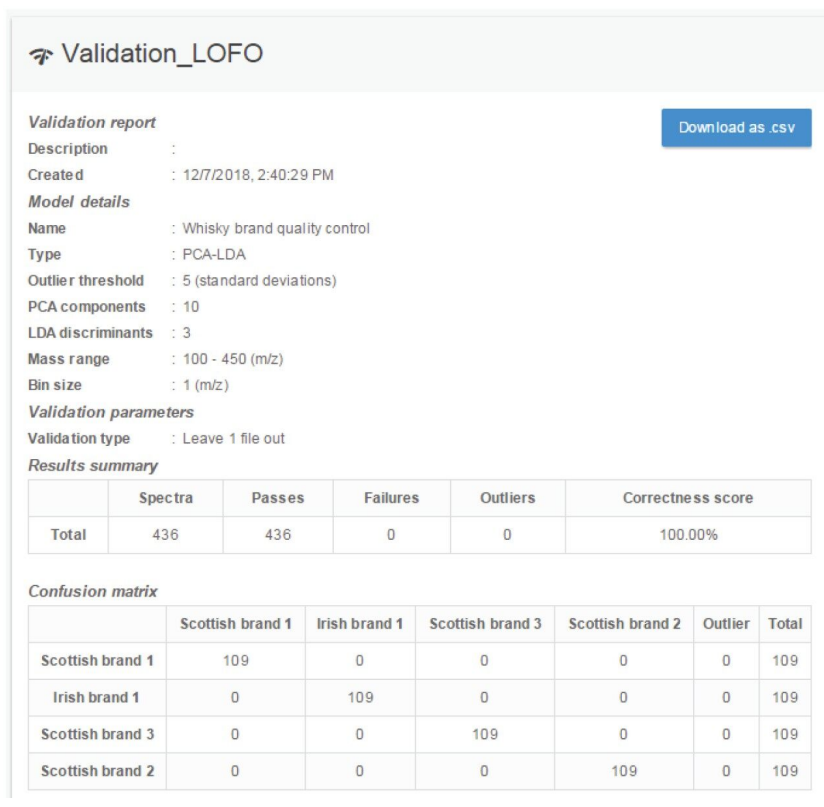


Figure 4. Confusion matrix results of the *in silico* "leave one file out" validation following model parameter optimization.

## Independent Validation of the Model Predictive Accuracy

Following the model training, optimization and *in silico* validation phase, an independent validation was performed. A set of 10 single blind coded samples of the same four whisky brands were analyzed (replicates of n=11) on a second day and the classification results and confidence match scores were recorded (Table 1). The classification results were compared to the SWRI declared identities, and the correct classification was achieved for all 10 of the single blind coded samples.



Sample identifier code	Classification result	LiveID % confidence match score	True identity
(40% ABV)	(replicates)	100	Scotch brand 3
S16-3331	Scottish brand 3 (11)	100	Scotch brand 1
S16-0143	Scottish brand 1 (11)	100	Scotch brand 1
S16-0155	Scottish brand 1 (11)	100	Irish brand 1
S15-1390	Irish brand 1 (11)	100	Irish brand 1
S15-1391	Irish brand 1 (11)	100	Irish brand 1
S15-1424	Irish brand 1 (11)	100	Scotch brand 2
S15-3338	Scottish brand 2 (11)	100	Scotch brand 2
S15-3737	Scottish brand 2 (11)	100	Scotch brand 3
S15-3025	Scottish brand 3 (11)	100	Scotch brand 3
S15-3029	Scottish brand 3 (11)	100	Scotch brand 3

*Table 1. LiveID recognition results obtained from the independent validation using 10 single blind coded samples of the four whisky blends.*

As a further investigation of the robustness and predictive accuracy of the model, a single blind coded sample of one of the blended brands containing a higher alcohol content of 43% (export strength blend) was analyzed. The model correctly classified this sample as Scotch Whisky brand 1 with 100% match confidence (Figure 5). This finding indicates that the brand model classification is based on discriminatory  $m/z$  features independent of the ethanol fraction.

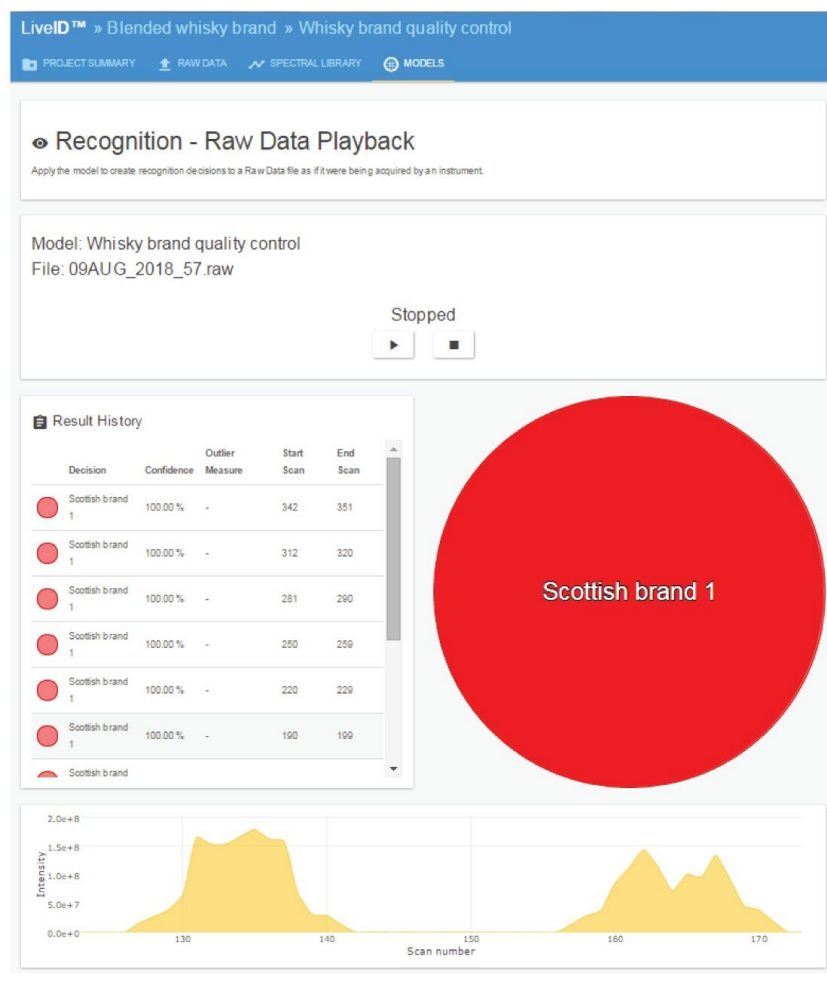


Figure 5. Playback recognition results obtained for the single blind coded sample of whisky containing 43% ABV.

## Conclusion

- DART QDa can detect key discriminatory ions present in neat whisky samples for the determination of whisky brand identity and for production batch quality control monitoring purposes.
- LiveID Software's web-based interface offers a workflow-driven process for chemometric model building and real-time recognition. Initially, authentic reference samples are used to create and validate a statistical model, which is challenged with unknown samples to generate live classifications. The output is a simple to interpret yes/no answer delivered in real-time.

- Using the full scan mass spectral data obtained from the DART QDa, a chemometric model has been built using LiveID Software (v1.2). The predictive accuracy of the model has been determined as 100% based on “leave one file out” validation using the training set data.
- The results of the single blind coded independent validation study using the model is capable of correct classification of a set of whisky samples representing 25% of the training set.
- There is a growing need within the food manufacturing sector for methods that can provide simple and fast product verification checks. The DART QDa LiveID System is a rapid profiling technique which is capable of providing results for 12 samples within 3 minutes via the QuickStrip or Dip-IT introduction modes.
- It is also expected that this method can be optimized for applicability to other neat alcoholic beverages and used for authenticity, composition and quality control testing purposes.

---

## References

1. Scotch Whisky Regulations, 2009. Statutory Instrument 2009, No. 2890, H M Stationery Office: London.
2. Council Regulation (EEC) No.1576/89 of 29 May 1989. Laying down general rules on the definition, description, and presentation of spirit drinks.
3. Regulation (EC) No. 110/2008 of the European Parliament and of the Council of 15 January 2008 on the definition, description, presentation, labelling and the protection of geographical indications of spirit drinks and repealing Council Regulation (EEC) No. 1576/89.
4. Code of Federal Regulations, Definition (7), Washington, DC, Ch 1,(5): 44.
5. Food and Drug Regulations, as amended, Canada – C.R.C, c870, Section B.02.016.
6. BM Harrison, FG Priest. Composition of Peats Used in the Preparation of Malt for Scotch Whisky Production Influence of Geographical Source and Extraction Depth. *J Agric Food Chem.* (2009) 25;57(6): 2385–91. doi: 10.1021/jf803556y.
7. W Kew, I Goodall, D Clarke. Chemical Diversity and Complexity of Scotch Whisky as Revealed by High-Resolution Mass Spectrometry. *JASMS.* (2017) 28(1):2 00–213.
8. RI Aylott, AH Clyne, AP Fox, DA Walker. Analytical Strategies to Confirm Scotch Whisky Authenticity. *The*

*Analyst*. (1994) 119(8).

9. DW Lachenmeier. Advances in the detection of the adulteration of alcoholic beverages including unrecorded alcohol. *Advances in Food Authenticity Testing*. (2016) 21565–584. Woodhead Publishing. <https://doi.org/10.1016/B978-0-08-100220-9.00021-7>.

---

## Featured Products

DART QDa System with LiveID <<https://www.waters.com/134983082>>

MassLynx MS Software <<https://www.waters.com/513164>>

LiveID Sample Recognition Software <<https://www.waters.com/134939519>>

ACQUITY QDa Mass Detector <<https://www.waters.com/134761404>>

720006530, April 2019