

Fast Separation of Triacylglycerols in Oils using UltraPerformance Convergence Chromatography (UPC²)

Mehdi Ashraf-Khorassani, Larry T. Taylor, Jinchuan Yang, Giorgis Isaac

Waters Corporation, Department of Chemistry, Virginia Tech

Abstract

Studies using UPC² coupled with ultraviolet (UV) detection, mass spectrometry (MS), and evaporative light scattering (ELS) detection for the separation of triacylglycerols in tobacco, corn, sesame, and soybean seed oils are presented in this application note.

UltraPerformance Convergence Chromatography, in combination with sub-2- μ m particles and UV, ELS, and MS detection, is a valuable technique for the determination of triacylglycerol composition in a variety of seed oils. Excellent resolution on a single column in as little as 10 minutes serves as an improvement on past generations of SFC instrumentation. This methodology can be used as a tool for rapid characterization and profiling a suite of acylglycerols from different oil sources.

Benefits

- No analyte pre-column derivatization

- No column coupling
- No mobile phase additives
- Fast analysis time of 10 minutes

Introduction

UltraPerformance Convergence Chromatography (UPC²) is a novel technology that applies the performance advantages of UPLC to supercritical fluid chromatography (SFC). Combining the use of supercritical CO₂ with sub-2-μm particle columns, UPC² represents an analysis technique that is orthogonal to reversed-phase LC and can be used to solve many troublesome separations that challenge conventional LC or GC analyses. It also generates less solvent waste as compared to liquid chromatography. These benefits have led to interest in applying this technology to various industrial analytical areas. The established UPC²-MS approach has potential application in lipidomics as a complementary method alongside LC-MS and GC-MS, as it can separate both polar and non-polar lipids, and in many cases does not require derivatization of lipids to improve detection limits and peak shape. Studies using UPC² coupled with ultraviolet (UV) detection, mass spectrometry (MS), and evaporative light scattering (ELS) detection for the separation of triacylglycerols in tobacco, corn, sesame, and soybean seed oils are presented in this application note. A single unendcapped C₁₈ column with acetonitrile-modified CO₂ was used for the separation of all seed oils.

Experimental

Sample preparation

Tobacco seed oil was obtained from R.J. Reynolds Tobacco Co. (Winston-Salem, NC); soybean oil, corn oil, and sesame seed oil were obtained from Sigma Aldrich (St. Louis, MO). 5% of the different oils were dissolved in dichloromethane/methanol (1/1) for UV and ELS and 0.1% for the Xevo G2 Q-ToF MS.

Method conditions

System:	ACQUITY UPC ²
Column:	ACQUITY UPC ² HSS C ₁₈ SB, 1.8 µm, 3.0 x 150 mm
ABPR:	1500 psi
Column temperature:	25 °C
Injection volume:	2-8 µL (UV and ELSD), 0.5 µL (MS)
Sample solvent:	Dichloromethane/methanol (1/1)
Flow rate:	1-2 mL/min
Mobile phase A:	Compressed CO ₂
Mobile phase B:	Acetonitrile or 90/10 acetonitrile/MeOH
Make up solvent:	IPA for ELSD and MeOH in 10 mM ammonium acetate for MS
Make up flow rate:	0.2 mL/min
Gradient:	A- 98/2 to 80/20 in 18 min for ELSD/UV and 18 min for MS B- 90/10 to 50/50 in 10 minutes for MS
Detectors:	ACQUITY UPC ² PDA 200-400 nm, Ref. 400-500 nm ACQUITY ELS Nebulizer: Cooling, drift tube: 50 °C, Gas pressure: 40 psi and Gain 10

MS conditions

MS:	Xevo G2 Q-Tof
Ionization mode:	ESI positive
Capillary voltage:	3.0 kV
Cone voltage:	30 V
Source temperature:	150 °C
Desolvation temp.:	500 °C
Cone gas flow:	10 L/h
Desolvation gas flow:	600 L/h
Acquisition range:	40 to 1200 <i>m/z</i>

Results and Discussion

From the perspective of current applied lipid research, UPC² is a complementary and perhaps preferred technique to gas chromatography (GC) and high performance liquid chromatography (HPLC) for metabolic profiling of lipids.¹ The use of UPC²-MS allows for high throughput and exhaustive analysis of diverse lipids, leading to potential application in lipidomics. Currently, there is much interest in rapid characterization of triacylglycerols (TAGs). TAGs are natural compounds produced by the esterification of glycerol with fatty acids. In humans, TAGs serve as a source of energy stored in fat tissues and they form a thermal and mechanical protective layer around important organs.² Furthermore, TAGs are the source of essential fatty acids such as linoleic and linolenic acids.

Figure 1 shows UV, ELSD, and MS chromatograms for the separation of TAGs in soybean oil. All of the effluent first passes through the PDA flow cell and then to the back pressure regulator and the ELSD using the PEEK ELSD splitter kit (205001048). Each gradient separation was performed at 25 °C with an ACQUITY UPC² HSS C₁₈ SB Column and a mobile phase of acetonitrile-modified CO₂. Near baseline peak resolution was observed on a single ACQUITY UPC² HSS C₁₈ SB, 1.8 µm, 3.0 x 150 mm Column in approximately 16 minutes. Baseline stability was excellent, even under gradient conditions, demonstrating the stability of the system and allowing reproducible detection and possible quantitation of lower level peaks in the samples.

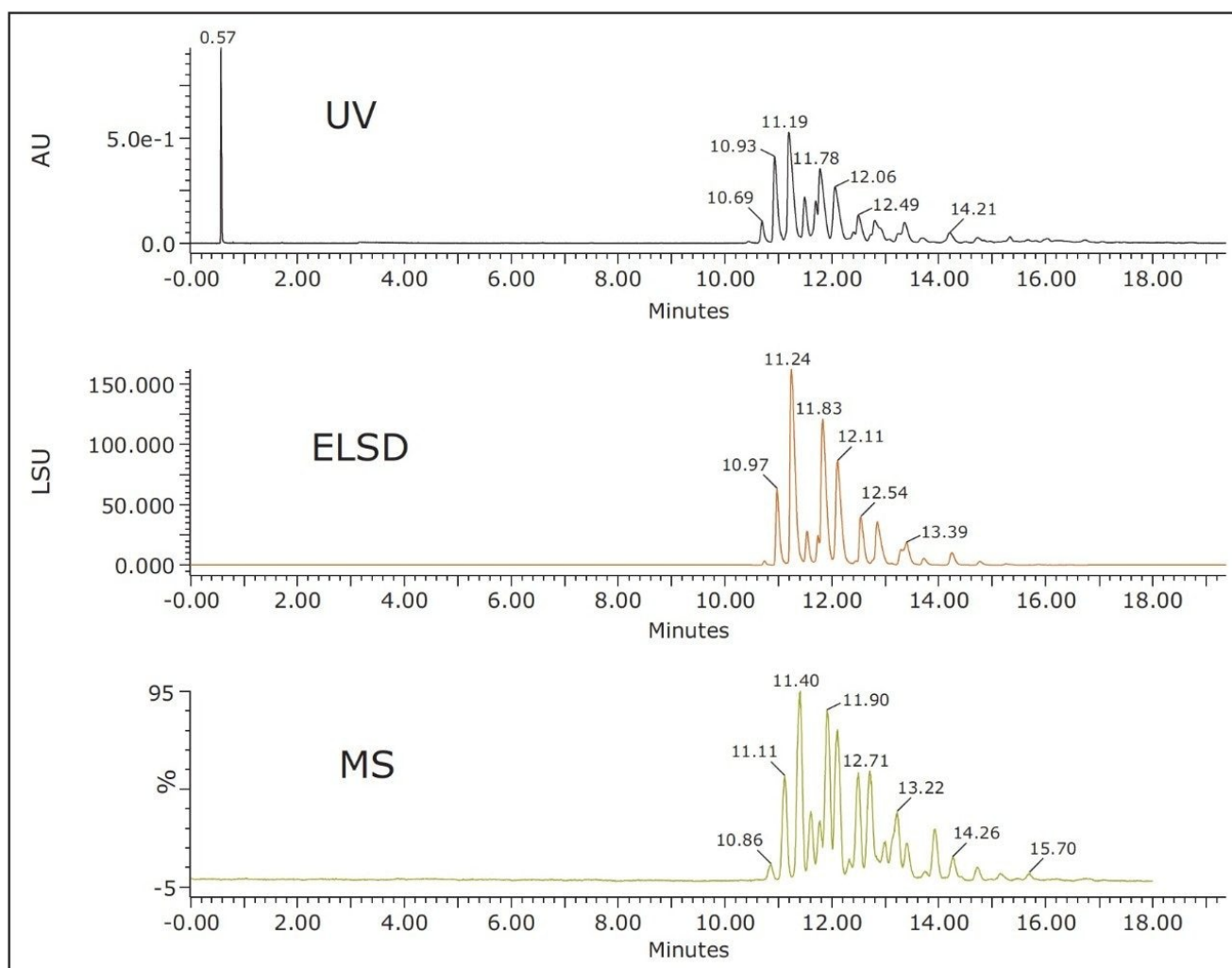


Figure 1. Analysis of soybean oil using UPC² with CH₃CN as the modifier. Chromatography conditions: Gradient elution: 2 to 20% CH₃CN in 18 min, Flow: 1.5 mL/min, Column temp.: 25 °C.

The conditions from Figure 1 were used to separate and profile TAGs in tobacco seed oil, soybean oil, corn oil, and sesame seed oil. Data were acquired in UPC²-MS^E mode, an unbiased ToF acquisition method in which the mass spectrometer switches between low and high energy on alternate scans for structural elucidation and identification. In all cases, distinct profiles and excellent separations were obtained for all oil types when using UPC² with both MS and ELS detection. Figure 2 shows the UPC²-MS separation and detection of different TAGs in different oils using UPC²-MS^E. TAGs were identified using accurate mass spectra collected by QToF MS with MS^E and Waters TransOmics Informatics. In positive ion mode MS^E low energy, TAGs produce intact ammonium adduct $[M+NH_4]^+$ precursor exact mass when ammonium acetate is present in the make-up solvent. In MS^E high energy, abundant fragment ions are produced corresponding to the neutral loss of one of the sn-1, sn-2, or sn-3 fatty acids plus ammonia.

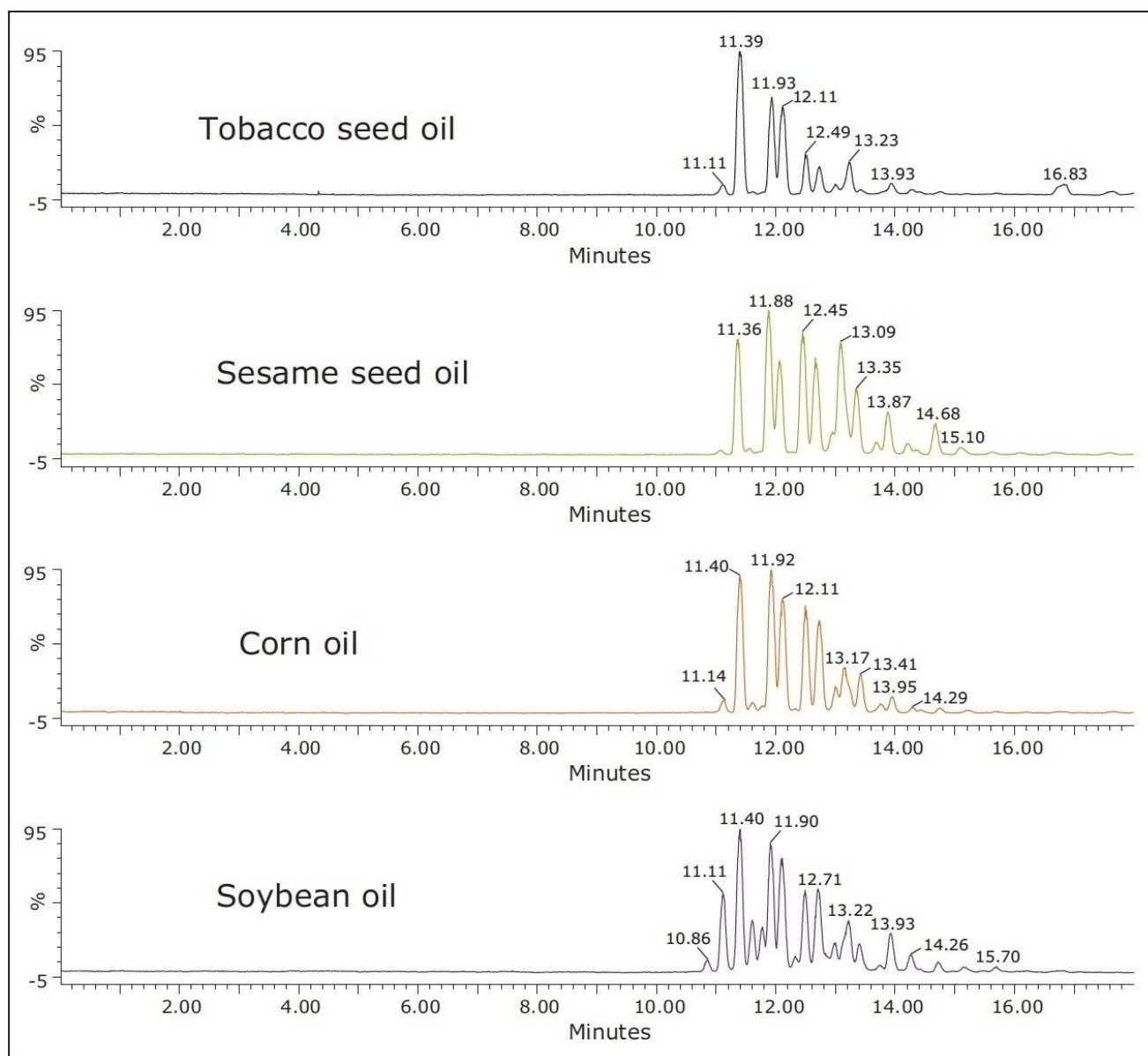


Figure 2. UPC²-MS analysis of different oils using CH₃CN as a modifier. Chromatography conditions: Gradient elution: 2 to 20% CH₃CN in 18 min, Flow: 1.5 mL/min, Column temp.: 25 °C.

For example, Figure 3 shows the ion at m/z 874.7823 corresponding to 52:3 TAG (calculated fatty acid carbon atom: total number of double bonds), which can be identified as POL due to the presence of abundant fragment ions at m/z 575.5038, 577.5201, and 601.5186, corresponding to the neutral loss of fatty acyl groups P, O, and L plus ammonia, respectively.⁴ Table 1 shows a list of all identified TAGs in the different oils based on the low

energy precursor exact mass and corresponding high energy fragment ions.

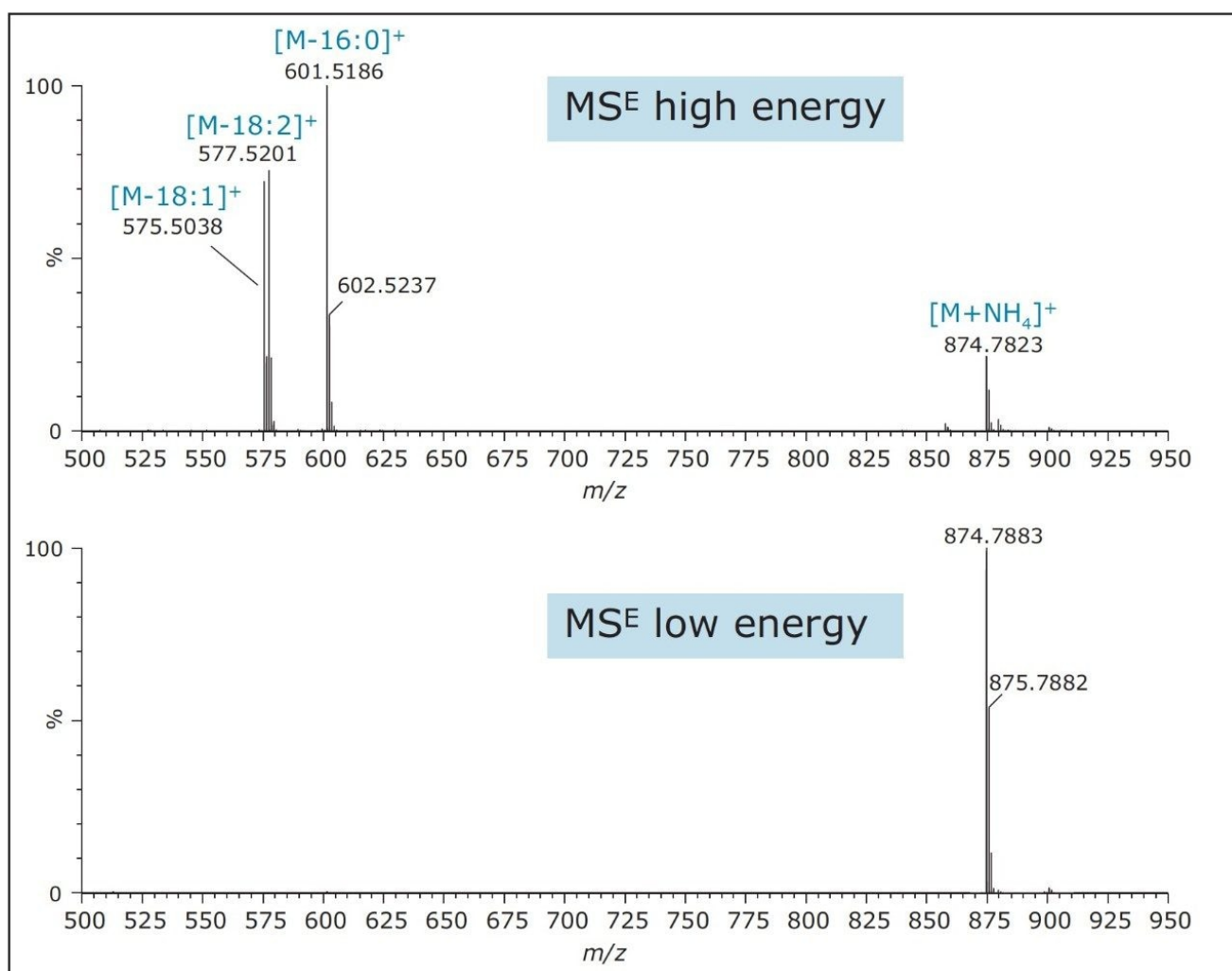


Figure 3. Example MS^E spectra of TAG species identified as POL, which elutes at 12.71 min using the conditions in Figures 1 and 2.

Ret. time, min.	Soybean oil	Corn oil	Sesame oil	Tobacco seed oil
10.86	LnLnL	—	—	—
11.11	LnLL	LnLL	LnLL	LnLL
11.40	LLL	LLL	LLL	LLL
11.60	OLLn	OLLn	OLLn	—
11.78	PLLn	—	—	—
11.90	OLL	OLL	OLL	OLL
12.11	PLL	PLL	PLL	PLL
12.32	POLn	POLn	POLn	—
12.49	OOL	OOL	OOL	OOL
12.71	POL	POL	POL	POL
13.00	PPL	PPL	PPL	PPL
13.08	OOO	OOO	OOO	—
13.22	SLL	SLL	SLL	SLL
13.40	POO	POO	—	POO
13.93	SOL	SOL	SOL	SOL
14.26	PSL	PSL	PSL	PSL
14.73	SSL	SSL	SSL	SSL
15.14	PSO	PSO	PSO	—
15.70	PSA	PSA	PSA	—

Table 1. List of detected triacylglycerols in each seed oil with corresponding retention time via UPC²-MS (using conditions from Figures 1 and 2)

In an attempt to reduce the analysis time of the TAGs, a faster gradient elution was used. Figure 4 shows the separation of soybean oil using two different gradient profiles with acetonitrile as a modifier. With the faster gradient elution (Figure 4A), all the components were eluted in less than nine minutes. With slower gradient elution (Figure 4B), all components eluted in less than 16 minutes. Little resolution was lost when the faster gradient was used, thus increasing the throughput of the UPC²-MS method.

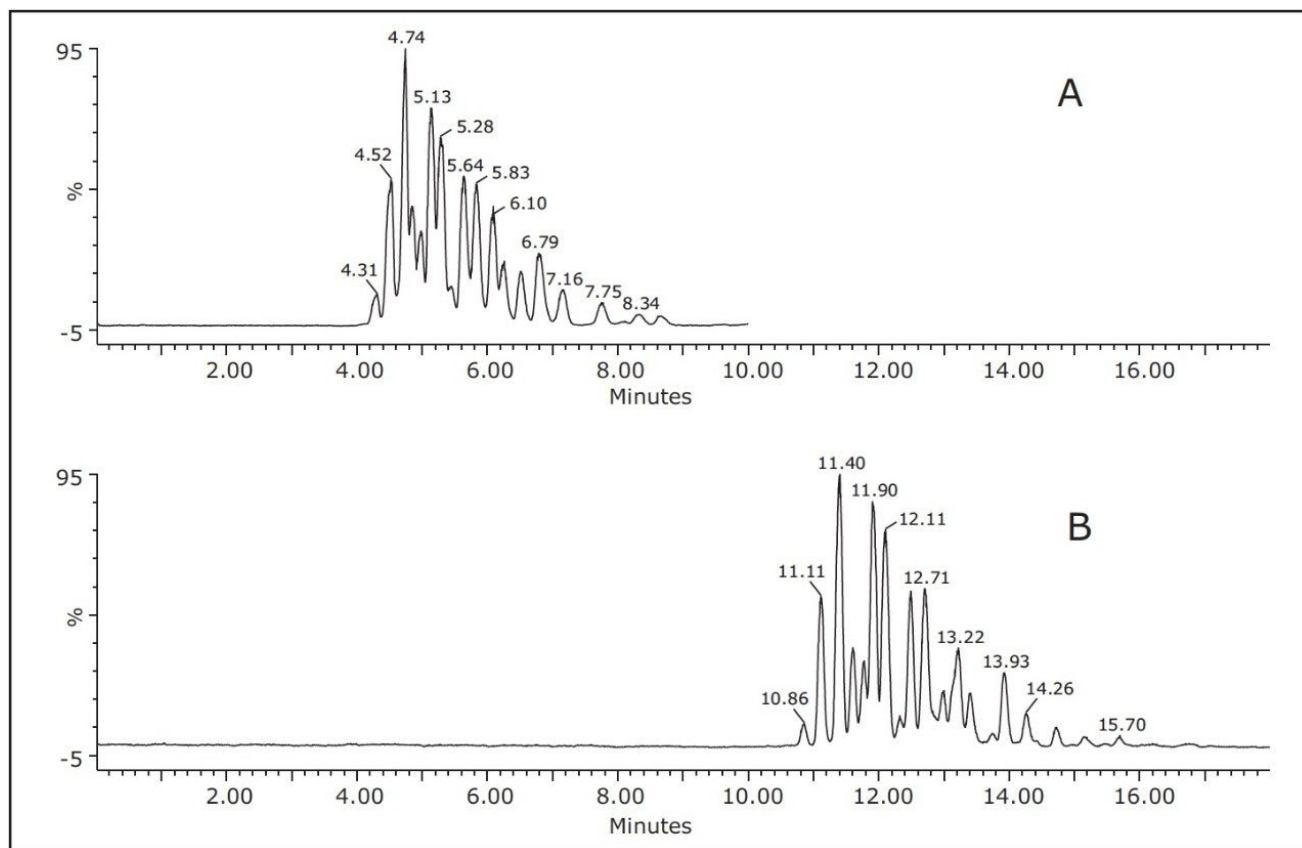


Figure 4. Analysis of soybean oil at 25 °C using UPC²-MS with CH₃CN as the modifier. Chromatography conditions A: 2 to 20% CH₃CN in 18 min, Flow: 1.5 mL/min Chromatography conditions B: 10 to 50% CH₃CN in 10 min Flow: 1.2 mL/min

Also, a mobile phase modifier of acetonitrile and methanol (9:1) was tested under the same chromatographic conditions.

Overall retention time decreased approximately 5 minutes with minimal loss in peak resolution (Figure 5). This data indicates that changing the gradient profile, flow rate, and mobile phase modifier can be performed to optimize the separation based on the type of TAG analysis required. All of these parameters are compatible with MS detection, thus allowing positive identification of all TAG species in oils.

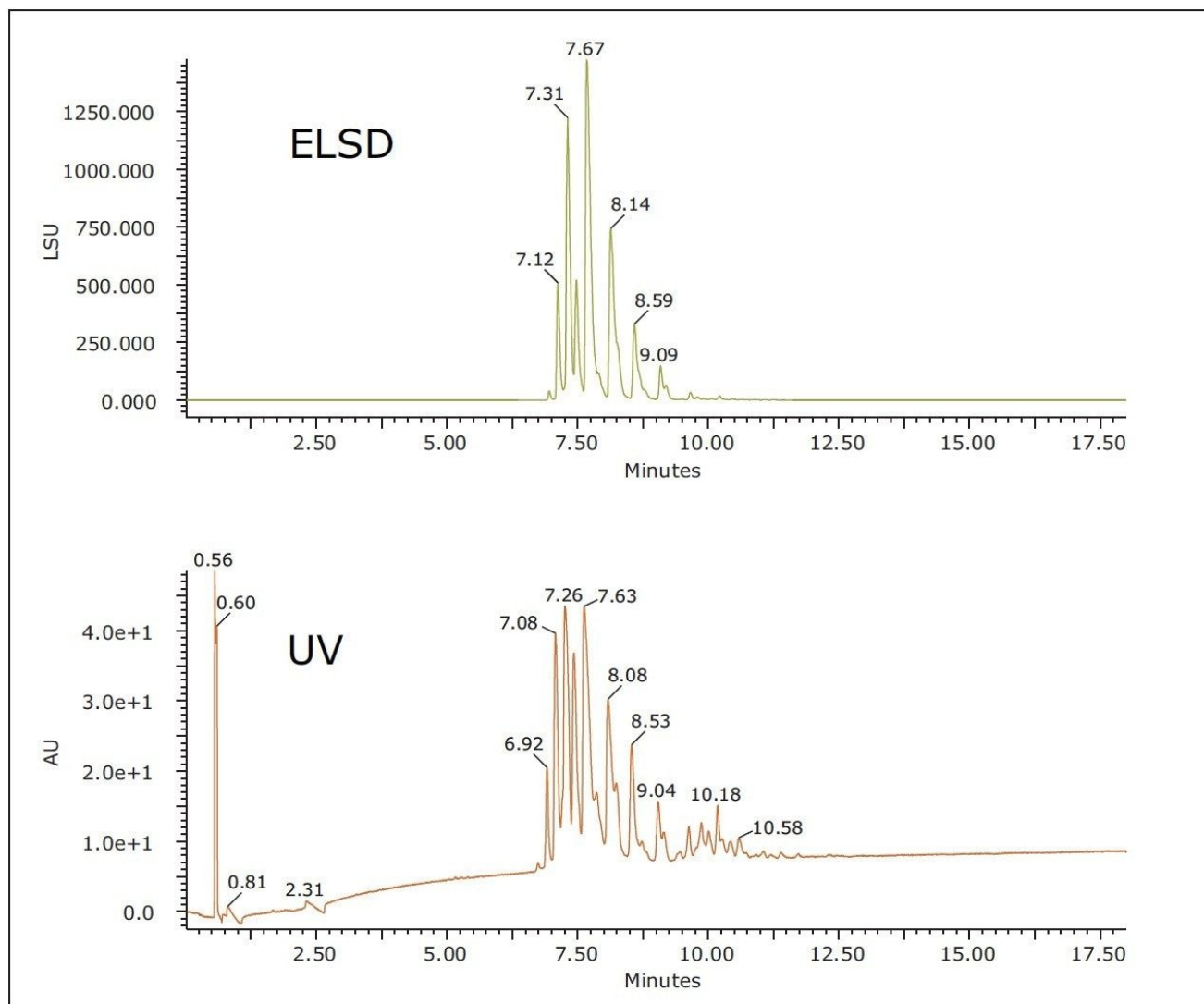


Figure 5. Analysis of soybean oil using UPC² with CH₃CN/MeOH (9:1) as the modifier. Chromatography conditions: 2 to 20% CH₃CN in 18 min, Flow: 1.5 mL/min, column temp: 25 °C.

Conclusion

UltraPerformance Convergence Chromatography, in combination with sub-2- μ m particles and UV, ELS, and MS detection, is a valuable technique for the determination of triacylglycerol composition in a variety of seed oils.

Excellent resolution on a single column in as little as 10 minutes serves as an improvement on past generations of SFC instrumentation. This methodology can be used as a tool for rapid characterization and profiling a suite of acylglycerols from different oil sources.

References

1. Bamba T, Lee J.W., Matsubara A, Fukusaki E. "Metabolic Profiling of Lipids by Supercritical Fluid Chromatography/Mass Spectrometry". *J. Chromatogr. A*, 1250 (2012); 212.
2. Grand-Guillaume Perrenoud A, Veuthey J-L, Guillarme D. "Comparison of Ultra-High Performance Supercritical Fluid Chromatography and Ultra-High Performance Liquid Chromatography for the Analysis of Pharmaceutical Compounds". *J. Chromatogr. A*, 1266 (2012); 158.
3. Zhou Q, Gao B, Zhang X, Xu Y, Shi H, Yu L. Chemical Profiling of Triacylglycerols and Diacylglycerols in Cow Milk Fat by Ultra Performance Chromatography Combined with a Quadrupole Time-Of-Flight Mass Spectrometry. *Food Chemistry* 143 (2014); 199.
4. Murphy R, James P, McAnoy A, Krank J, Duchoslav E, Barkley R. Detection of the Abundance of Diacylglycerol and Triacylglycerol Molecular Species in Cells Using Neutral Loss Mass Spectrometry. *Anal. Biochem.* 366 (2007); 59.

Featured Products

ACQUITY UPC2 System <<https://www.waters.com/134658367>>

ACQUITY UPLC PDA Detector <<https://www.waters.com/514225>>

ACQUITY UPLC ELS Detector <<https://www.waters.com/514219>>

720004871, January 2014

©2019 Waters Corporation. All Rights Reserved.

[Terms of Use](#) [Privacy](#) [Trademarks](#) [Sitemap](#) [Careers](#) [Cookies](#) [Preferencias de cookies](#)