

Nota de aplicación

Rapid Analysis of Carcinogenic Aromatic Amines Using the ACQUITY UPLC H-Class SQD System With Empower 3 Software

Dimple D. Shah, Peter J. Lee, Jennifer A. Burgess

Waters Corporation



Abstract

In compliance with global regulations, and in order to offer consumers safer products, major textile and leather product manufacturers and retailers use the Oeko-Tex label as a product certification. This certificate limits the maximum amount of carcinogenic aromatic amines to no more than 20 mg/kg. To be more cost effective, there are growing demands for faster and more accurate analytical methods to test for these aromatic amines in consumer products.

This work illustrates that the ACQUITY UPLC H-Class System, combined with ACQUITY SQD and Empower 3 Software enables rapid, selective, and sensitive analysis of aromatic amines from textiles.

Benefits

Using the ACQUITY UPLC H-Class System coupled with the ACQUITY SQ Detector, 26 carcinogenic aromatic amines can be detected at legislated levels.

- Screen samples for carcinogenic aromatic amines seven times faster than conventional HPLC methods.
- Faster analysis and sample preparation increases throughput and decreases solvent consumption, resulting in cost savings and a reduced environmental impact.
- Separation of the structural isomers 2,6-xylydine and 2,4-xylydine within 10 minutes.
- The ACQUITY UPLC H-Class/SQD System can be easily added to laboratories that already use Empower Software, circumventing the requirement of dedicated MS software.

Introduction

Azo dyes are commonly prepared by coupling of a diazonium compound with a phenol or an aromatic amine.

¹ They are used in a wide variety of consumer goods, including clothing, leather, food, toys, mineral oils, waxes, medical devices, plastics, and cosmetics.^{2,3} There are more than 3,000 azo dyes that are available in a broad spectrum of colors and these represent more than 65% of the global dye market.² Some of these dyes can be reduced *in vivo* through cleavage of the azo groups (-N=N-), forming mutagenic and carcinogenic aromatic amines.³ The main routes of exposure for azo dyes and their degraded products are regular skin contact, such as ingestion or dermal absorption through clothes containing these dyes.^{2,3} The potential

health risk of carcinogenic aromatic amine exposure to consumers has led to strict government regulations worldwide. U.S. FDA regulations 21 CFR 74.705 and 21 CFR 74.706 restrict the use of azo food dyes that could degrade into carcinogenic aromatic amines. EU Directive (2002/72/EC) prohibits the use of food contact materials that release carcinogenic amines. EU Directive (2002/61/EC) bans the use of certain azo dyes in textile and leather articles, which are largely based on existing German legislation. The European Union regulated limit for 24 listed carcinogenic aromatic amines is 30 mg/kg of each. China has similar regulations but the regulated limit is 20 mg/kg.⁴ In addition, the Oeko-Tex, which is being widely adopted by textile manufacturers, has regulations on textile products for 24 aromatic amines, of which 22 overlap with the European legislation.⁵

In compliance with global regulations, and in order to offer consumers safer products, major textile and leather product manufacturers and retailers use the Oeko-Tex label as a product certification. This certificate limits the maximum amount of carcinogenic aromatic amines to no more than 20 mg/kg.⁵ To be more cost effective, there are growing demands for faster and more accurate analytical methods to test for these aromatic amines in consumer products.

At present, the standardized procedures used in analytical laboratories for the determination of aromatic amines in textiles are laborious and timeconsuming.^{6,7,8} A recent publication (Garcia-Lavandeira *et al.*, 2010) presented an alternative sample preparation procedure for the determination of aromatic amines in textiles². This sample preparation and a 10-minute separation method on the Waters ACQUITY UPLC H-Class System with SQ Detector and Empower 3 Software were used to analyze samples following the extraction and reduction of azo dyes from fabric.

Experimental

Standard preparation

The standards of o-anisidine, benzidine, 4,4'-diaminobiphenylether, 4-chloroaniline, 2-amino-4-nitrotoluene, p-cresidine, 2-naphthylamine, 4-chloro-o-toluidine, 2,4,5-trimethylaniline, o-aminoazotouene, 4-biphenylamine and o-toluidine were purchased from Sigma-Aldrich. 2,4-diaminoanisole, 2,4-diaminotoluene, 4,4'-diaminobiphenylmethane, 2,4-xylidine, 4,4'-diamino-3,3'-dimethylbiphenylmethane and 4-aminoazobenzene were purchased from Fluka. 2,6-xylidine, o-dianisidine, 4,4'-diaminobiphenylsulfide, aniline, 1,4-phenylenediamine were purchased from Acros Organic. o-toldine and 3,3'-dichlorobenzidine were purchased from Fisher Scientific. 4,4'-diamino-3,3'-dichlorobipheylmethane was purchased from TCI

America. These 26 aromatic amine standards were dissolved in methanol to make a stock solution of 1 mg/mL each. Calibration standards were diluted from stock solutions with 5% methanol.

Sample preparation

This method describes sample preparation for textiles made of cellulose and protein fibers such as cotton, viscose, wool, and silk. The sample preparation of aromatic amines for textile material involves simultaneous extraction and reduction of the azo dyes into aromatic amines. Briefly, a cotton textile sample was cut into small pieces, and 1 g was weighed into a 50-mL round bottom flask. 17 mL of 0.06 M citrate buffer solution, pH 6.0, was preheated to 70 °C and added to the flask. 3 mL of freshly prepared 200 mg/mL sodium dithionite solution was immediately added to the flask. The flask was sealed tightly, and the reaction was allowed to proceed for 30 min at 70 °C (± 2 °C). The mixture was allowed to cool to room temperature and then it was filtered through a 0.2- μ m PTFE filter and placed into a Waters certified vial for analysis.

LC conditions

LC system:	ACQUITY UPLC H-Class
Runtime:	10.0 min
Column:	ACQUITY UPLC BEH C ₁₈ 1.7 μ m, 2.1 x 50 mm
Mobile phase A:	10 mM ammonium acetate in water
Mobile phase B:	10 mM ammonium acetate in methanol
Flow rate:	0.5 mL/min
Injection volume:	10 μ L

Gradient

SL. No.	Time (min)	Flow rate (mL/min)	%A	%B	Curve
1	Initial	0.5	95	5	-
2	1.00	0.5	95	5	6
3	3.10	0.5	75	25	6
4	6.10	0.5	59	41	6
5	8.00	0.5	0	100	6
6	10.00	0.5	0	100	6

MS conditions

MS system:	ACQUITY SQ Detector
Ionization mode:	ESI positive
Capillary voltage:	3.5 kV
Source temp.:	150 °C
Desolvation temp.:	450 °C
Desolvation gas:	900 L/H
Acquisition:	Selected Ion Recording (SIR)

Results and Discussion

For tuning the aromatic amines using IntelliStart Technology, stock solutions of the 26 carcinogenic aromatic amines were diluted to 1 µg/mL in 50% methanol. These solutions were used to obtain tuning parameters for all amines tested. The m/z of each analyte and the cone voltages resulting from this automated tuning are provided in Table 2. A mixture of the 26 aromatic amines was separated and analyzed in 10 minutes using the ACQUITY UPLC H-Class System with SQ Detector and Empower 3 Software. The SIR chromatograms from the separation of the 26 aromatic amines are shown in Figure 1.

The chromatograms shown in Figure 1 indicate that the carcinogenic aromatic amine standards were all easily detected at 20 times below the legislative limit which is 20 mg/kg. The structural isomers 2,6-xylylidine (K) and 2,4-xylylidine (N) were well separated, with retention times of 4.8 and 5.0 min respectively. The identity of these isomers was confirmed with separate injections of the individual standards.

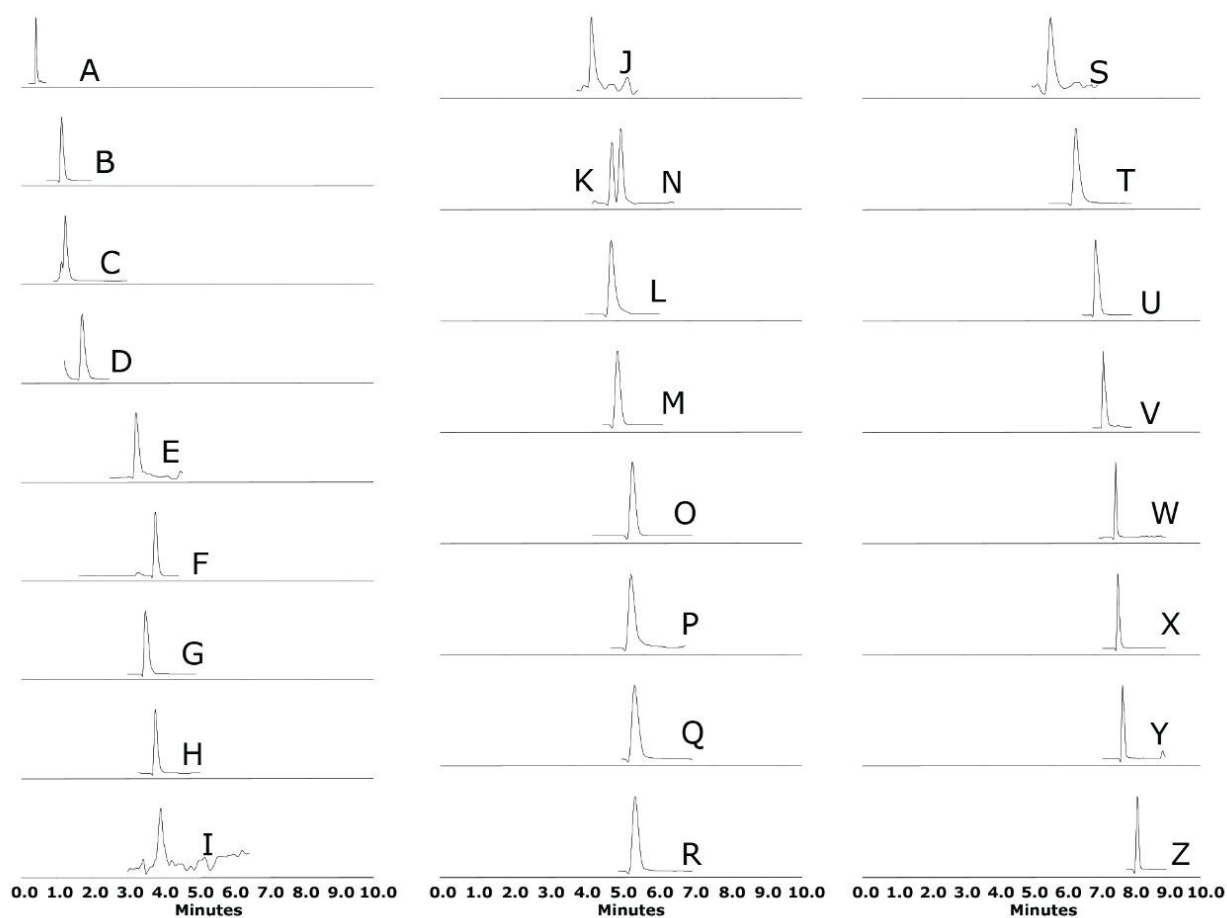


Figure 1. SIR chromatograms of 26 aromatic amines standard at 1 µg/mL, equivalent to 1 mg/kg.

Calibration curves were obtained from 5 ng/mL to 20 µg/mL for all 26 compounds. Each standard was injected in triplicate at six different concentrations, except for 3,3'-dichlorobenzidine (5 calibration points). For each calibration curve, a linear regression and a 1/X weighting was applied. Each of these compounds showed good linearity across the range of concentrations. Retention times and correlation coefficients (r^2) for the 26 aromatic amines are shown in Table 2.

Label	Compound	CAS no.	<i>m/z</i>	RT (min)	Cone voltage (V)	Correlation coefficient <i>r</i> ²
A	1,4-Phenylenediamine	62-53-3	109	0.39	40	0.995
B	2,4-Diaminoanisole	615-05-4	139	1.2	30	0.997
C	2,4-Diaminotoluene	95-80-7	123	1.3	35	0.997
D	Aniline	106-50-3	94	1.7	35	0.999
E	o-Anisidine	90-04-0	124	3.3	45	0.999
F	o-Toluidine	95-53-4	108	3.3	40	0.997
G	Benzidine	92-87-5	185	3.6	40	0.997
H	4,4'-Diaminobiphenylether	101-80-4	201	3.8	45	0.999
I	4-Chloroaniline	106-47-8	128	4.0	35	0.999
J	2-Amino-4-nitrotoluene	99-55-8	153	4.3	15	0.995
K	2,6-Xylidine*	87-62-7	122	4.8	40	0.998
L	p-Cresidine	120-71-8	138	4.8	35	0.998
M	4,4'-Diaminobiphenylmethane	101-77-9	199	5.0	40	0.997
N	2,4-Xylidine*	95-68-1	122	5.0	40	0.999
O	o-Dianisidine	119-90-4	245	5.4	45	0.996
P	2-Naphthylamine	91-59-8	144	5.4	45	0.995
Q	4,4'-Diaminobiphenylsulfide	139-65-1	217	5.4	40	0.996
R	o-tolidine	119-93-7	213	5.4	45	0.995
S	4-Chloro-o-toluidine	95-69-2	142	5.7	40	0.997
T	2,4,5-Trimethylaniline	137-17-7	136	6.4	35	0.999
U	4,4'- Diamino-3,3'- dimethylbiphenylmethane	838-88-0	227	7.0	45	0.998
V	4-Biphenylamine	92-67-1	170	7.2	45	0.998
W	3,3'-Dichlorobenzidine	91-94-1	253	7.5	45	0.995
X	4-Aminoazobenzene	60-09-3	198	7.6	35	0.995
Y	4,4'- Diamino-3,3'- dichlorobiphenylmethane	101-14-4	267	7.7	55	0.996
Z	o-Aminoazotoluene	97-56-3	226	8.2	40	0.999

Table 2. 26 aromatic amines listed with their CAS number, mass-to-charge ratio, retention time, and correlation coefficient value.

* These compounds are not specified in EN 14362-1 list but are listed in Oeko-Tex.

Protocols for sample preparation to detect the aromatic amines described in EN 14362-1:20036 and EN 14362-2:2003⁷ vary slightly depending on the nature of the sample. For this application note, cotton fabric

was analyzed using a simultaneous extraction-reduction protocol.² This extraction protocol is reported to be more efficient than the two-stage extraction procedure that is described in EN 14362-1:2003.² For that reason, the 30 minute simultaneous extraction-reduction procedure was selected. Under the conditions of this sample preparation, o-amino azotoluene and 2-amino-4-nitro toluene are further reduced to o-toluidine and 2,4-diamino toluene, respectively. In addition, 4-aminoazobenzene generates aniline and 1,4-phenylenediamine.^{6,7} Therefore with this sample preparation in consideration, of the 26 analytes listed in Table 2, there are a total of 23 analytes that could potentially be detected.

Recovery of Aromatic Amines

To study the extraction of aromatic amines using the method described, white cotton (not containing azo dyes and previously tested for aromatic amines) was tested after being spiked with aromatic amines at the legislated level of 20 mg/kg. Spiked and non-spiked samples were subjected to the simultaneous extraction and reduction followed by LC-MS analysis. The percentage recovery of 20 aromatic amines was calculated and is shown in Figure 2. As with the published methods there is a range of recoveries for the aromatic amines tested. The results from the current work showed an average recovery of 87.5%, ranging from 30% to 118%. Even with the lower recoveries of 4, 4'-diamino-3, 3'-dichlorobiphenylmethane the legislative requirements can still be met. Standard deviations for all compounds were less than 11%. Error bars represent mean \pm standard deviations (n=3).

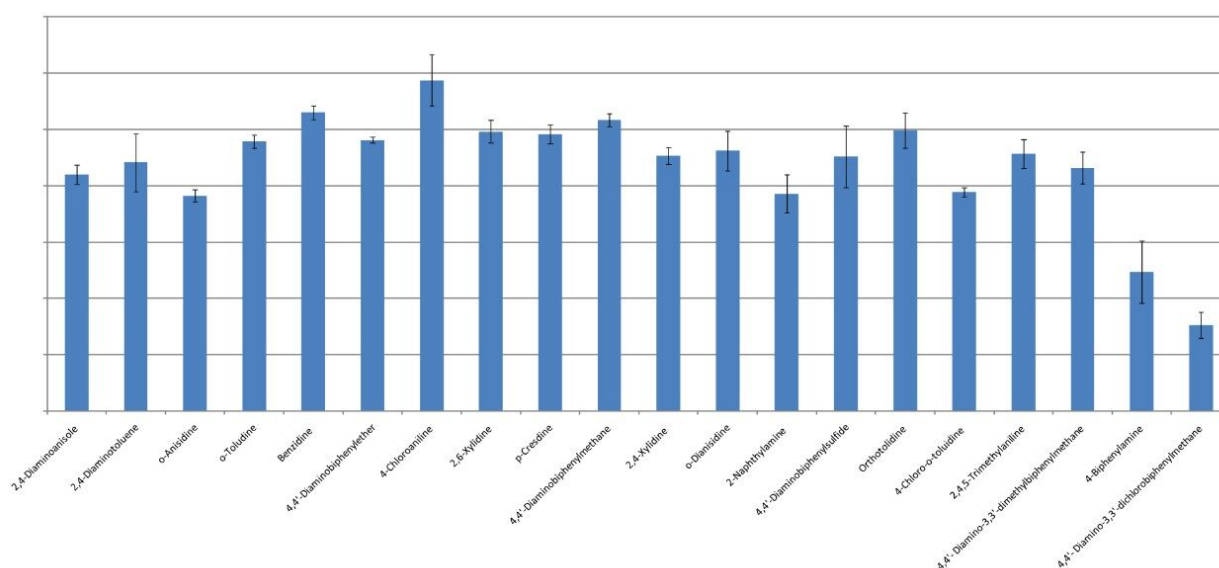


Figure 2. Recoveries of 20 aromatic amines by use of simultaneous extraction-reduction method (n=3).

For these experiments, 20 out of 23 aromatic amines that can potentially be detected using this sample preparation were reported. The three that are not reported are 1,4-phenylenediamine, aniline, and 3-3' dichlorobenzidine. Even though 4-aminoazobenzene is reduced to 1,4-phenylenediamine and aniline using this sample preparation, their presence does not reliably ascertain the presence of colorants that generate 4-aminoazobenzene. We have therefore chosen to exclude those compounds. The third compound, 3-3' dichlorobenzidine, was not detected in the extract following sample preparation. This compound was, however, detected when spiked into a blank extract that had been taken through the sample preparation procedure. Further development of the sample preparation procedure is required to determine the loss associated with other compounds.

A short comparison was performed to determine whether improved extraction could be achieved with the two-stage extraction procedure. For the majority of compounds it was found that the recovery was better with the single-step simultaneous extraction and reduction procedure, as reported in the literature⁶ (data not shown). Also in the course of experiments recoveries were found to be vastly affected with different filters. The best recoveries were achieved with Waters 0.2 μm PTFE filters.

Colored fabric test

Blue-colored cotton was sourced from Africa and the dye extracted and reduced following the conditions described in sample preparation method listed on page 2. The extract was analyzed by LC-MS. A single aromatic amine (2,4-diaminazole, $m/z = 139$) was detected in the sample. The detected peak was quantified against the calibration curve of 2,4-diaminazole. The calculated value of the analyte in the sample was below the legislated limit. The SIR chromatograms of 2,4-diaminazole in a standard (9.76 ng/mL), the blue fabric sample and the buffer blank are shown in Figure 3.

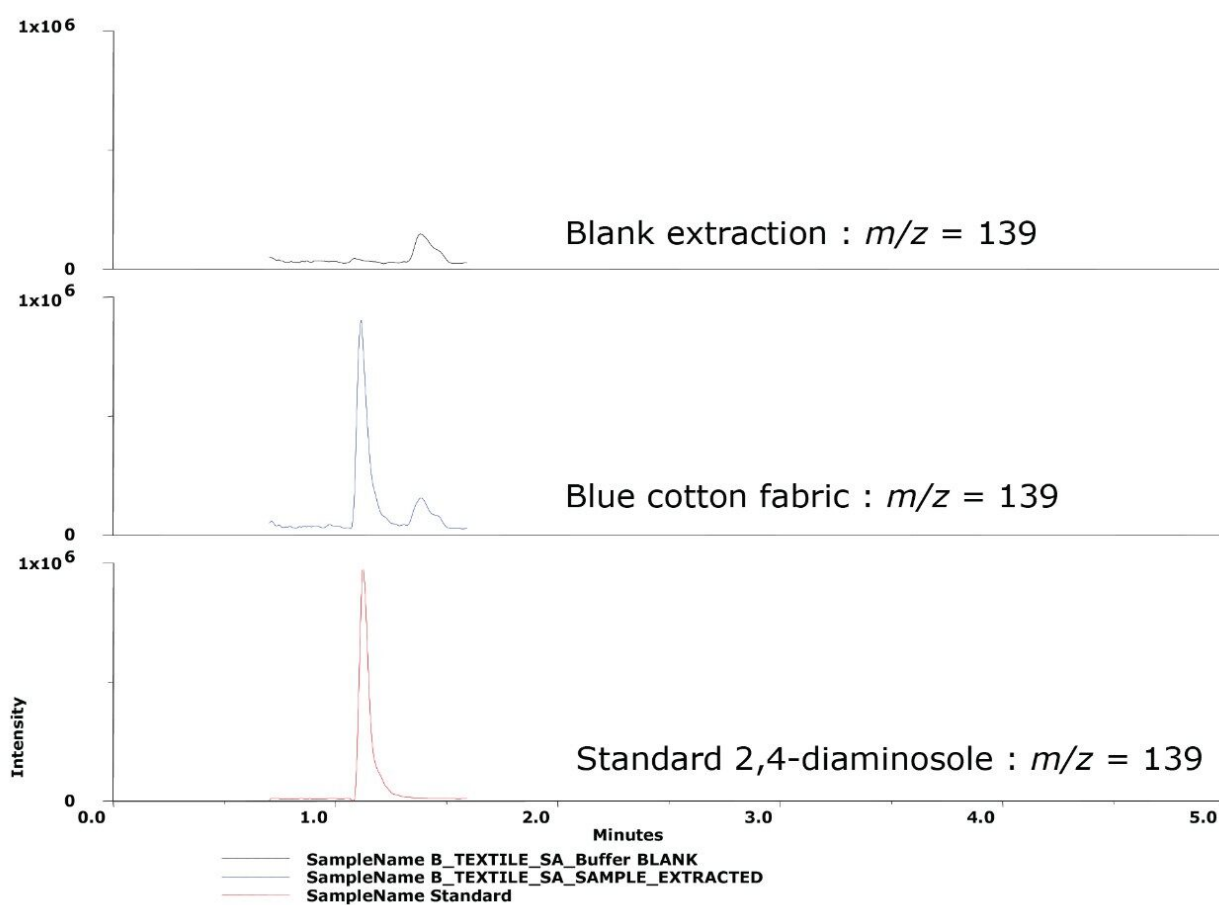


Figure 3. Extracted Chromatograms of 2, 4-diaminosole in blank extraction (black), blue cotton fabric (blue) and standard (red).

The use of certain azo colorants cannot be reliably ascertained without additional information, such as the chemical structure of the colorants. In the case of 2,4-diaminosole, it is possible that the product from which the sample was taken may have been colored with an azo colorant structure that does not contain preformed 2,4-diaminosole but 2-amino-4-nitroanisole, which also releases 2,4-diaminosole.^{3,6,7}

Conclusion

- This work illustrates that the ACQUITY UPLC H-Class System, combined with ACQUITY SQD and Empower 3 Software enables rapid, selective, and sensitive analysis of aromatic amines from textiles.

- This 10-minute LC-MS method can be used to screen for the presence of carcinogenic aromatic amines in samples at regulated limits.
- For sample preparation, extraction, and reduction of the azo dyes using the simultaneous extraction-reduction procedure showed good recovery for 18 aromatic amines.
- UPLC decreases the analysis time resulting in a shorter time to result, reduced solvent consumption, and less hazardous waste generation; all of which result in cost savings for the laboratory.
- Other industries that have vested interests in the analysis of carcinogenic aromatic amines will also benefit from this methodology.

References

1. L H Ahlstrom, J Raab, L Mathiasson. "Application of standard addition methodology for the determination of banned azo dyes in different leather types," *Analytica Chimica Acta*. 552: 76-80, 2005.
2. J Garcia-Lavandeira, C Salgado-Pentia, E Blanco, R Cela. "A sensitive and efficient procedure for the high throughput determination of banned aromatic amines in textile and leather products aided by advanced sample composition," *Anal Bioanal Chem*. 397:751-763, 2010.
3. A Püntener, C Page. Quality and Environment, "European ban on certain azo dyes," TFL Leather Technology Limited, Version 2.0.
4. <http://www.tflchina.com/aboutus/Environment/eubanazodyes.pdf> General Administration of Quality Supervision, Inspection and Quarantine of the People's Republic of China (2003) GB 18401-2003. Chinese national general safety technical code for textile products.
5. Oeko-Tex Standard, web site: http://www.oekotex.com/oekotex100_public/content5.asp?area=hauptmenue&site=oekotexstandard100&cls=02
6. The European Standard EN 14362-1: 2003 textiles: Methods for the determination of certain aromatic amines derived from azo colorants. Detection of the use of certain azo colorants accessible without extraction. AENOR, Spain.
7. The European Standard EN 14362-2: 2003 textiles: Methods for the determination of certain aromatic amines derived from azo colorants. Detection of the use of certain azo colorants accessible by extracting

fibers. AENOR, Spain.

8. ISO (2003) ISO/TS 17234:2003: leather chemical tests determination of certain azo colorants in dyed leathers. IULTCS/IUC 20, ISO, Geneva.

Featured Products

ACQUITY UPLC H-Class PLUS System <<https://www.waters.com/10138533>>

SQ Detector 2 <<https://www.waters.com/134631584>>

Empower 3 Chromatography Data Software <<https://www.waters.com/10190669>>

720004090, September 2011