

Application Note

# Using a Scientific Data Management System to Manage Impurity Profiling Test Results and Data

---

Michael D. Jones, Maren Fiege, Steven F. Eaton, Chris L. Stumpf

Waters Corporation



---

## Abstract

This application note describes the advantages of employing the data management and reporting capabilities of NuGenesis SDMS during an impurity profiling project.

---

## Introduction

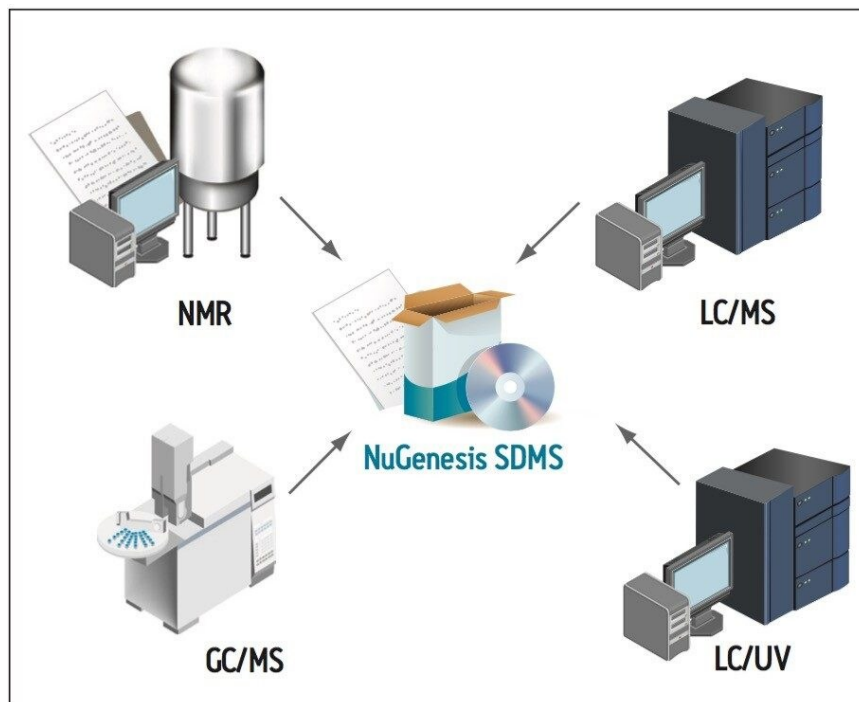
The objective of impurity profiling is to identify and quantitate impurities that are present in an API or drug product. Impurities may take the form of three broad classifications: (1) organic impurities, (2) inorganic impurities, and (3) residual solvent impurities. Organic impurities typically arise from the manufacturing process and may include unreacted starting materials, reaction intermediates, degradation products, and reaction by-products. Some of these impurities may even be genotoxic. Inorganic impurities include ligands and catalysts, heavy metals, inorganic salts, and filter aids. Residual solvents can be either organic or inorganic solvents used during manufacturing.

The U.S. FDA and other regulatory agencies require identification and quantitation of impurities above specific levels. Hence, conducting impurity profiling projects requires thorough documentation, robust data management, and the use of a variety of analytical techniques, e.g., LC/UV, LC-MS, and NMR, in order to provide prove that the impurities have been properly characterized.

With the variety of techniques used and the complexity of the data and reports generated, the scientists and management involved need a robust documentation system to systematically store and catalog the data and then combine the data and results into suitable reports. This laborious and potentially error-prone task is often performed manually due to the vastly different data formats the analytical instruments generate.

The Waters NuGenesis Scientific Data Management System (SDMS) can automatically capture and catalog analytical data produced during an impurity profiling project into a centralized data repository (Figure 1). The system captures both raw analytical data and printed test reports from all laboratory instruments used during an impurity profiling project, e.g., LC/UV, LC-MS, NMR, and GC-MS. Capturing data within a centralized repository aids data review and approval, streamlines report creation, and promotes interdisciplinary collaboration.

---



*Figure 1. NuGenesis SDMS serves as the compliant-ready central analytical data repository for an impurity profiling project. The system can capture and catalog analytical raw data and printed test reports from a variety of analytical instruments during the course of any analytical project.*

In addition to data collection and archiving functionality, NuGenesis SDMS includes an analytical Electronic Laboratory Notebook (ELN) called SDMS Vision Publisher. SDMS Vision Publisher gives scientists and management the ability to quickly and easily create reports in many formats.

---

## Results and Discussion

### Managing impurity profiling data

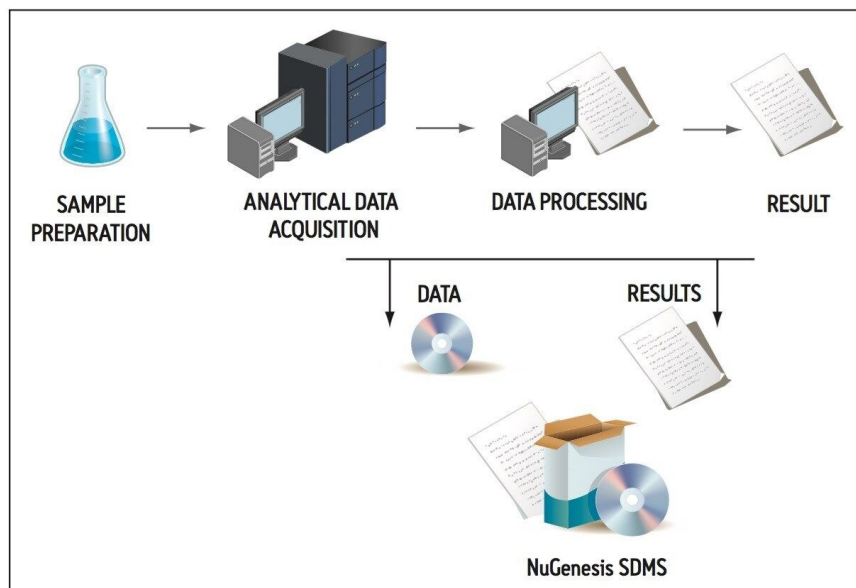
A typical impurity profiling experiment may take place using four key steps (Figure 2). First, a sample is collected

---

and prepared for analysis. Second, the sample is analyzed by using various analytical instruments such as LC-MS or NMR. Third, the raw data created by the instrument is processed using the relevant software application to provide information that will assist with identification and quantification. Fourth, a printed test result is created to summarize the instrumental results. Subsequently, this impurity profiling workflow can generate four different types of data:

- Sample preparation records
- Instrument data that includes both the physical measurement and the instrumental parameters
- A data file describing the data processing parameters and results
- Test results (electronic and or printed) that summarize instrumental parameters and findings, including examples of spectra or chromatograms.

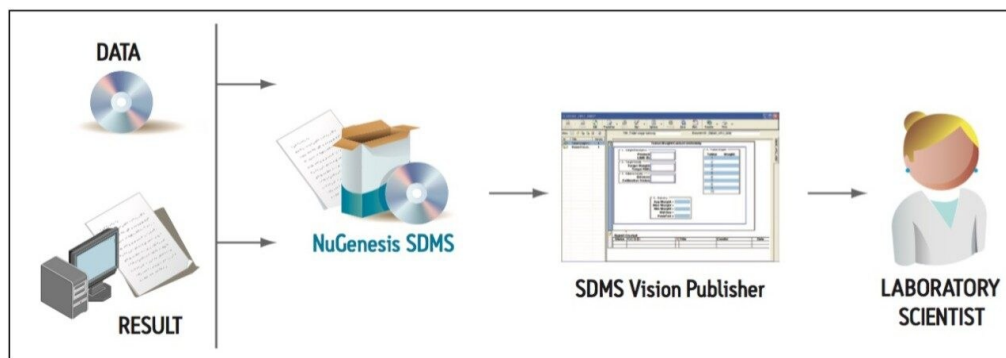
In many analytical laboratories, data management tasks are typically the responsibility of laboratory personnel. With NuGenesis SDMS, electronic and printed raw data and reports can be automatically captured and cataloged in the SDMS database (Figure 2). This level of automation can significantly reduce the time and effort associated with data acquisition, processing, reporting, and archiving.



*Figure 2. Typical impurity profiling workflow proceeds in four primary steps: (1) Sample collection and preparation, (2) analysis of sample by using an analytical technique, (3) processing of raw analytical data to return a result, and (4) the analytical test result report. NuGenesis SDMS automatically captures and catalogs all analytical data and reports to support an impurity profiling workflow.*

## Summarizing key findings

Capturing and cataloging diverse analytical data (such as that generated during an impurity profiling project) into NuGenesis SDMS enables centralized data storage and standardized data format. Then, SDMS Vision Publisher, acting as a portal into the SDMS data repository, streamlines impurity report creation by providing capabilities to combine diverse data and analytical reports into one seamless summary report. The documentation workflow from NuGenesis SDMS to SDMS Vision Publisher is shown in Figure 3.



*Figure 3. An impurity profiling analyst utilizes SDMS Vision Publisher to summarize key findings into a final research report. SDMS Vision Publisher serves as a portal into the NuGenesis SDMS central data repository to facilitate integration of key information from a variety of instrumental data and reports into a finalized impurity profiling report.*

For example, a typical summary report (which may consist of comments, observations as well as chromatograms, spectra, tables, etc.) is shown in Figure 4.

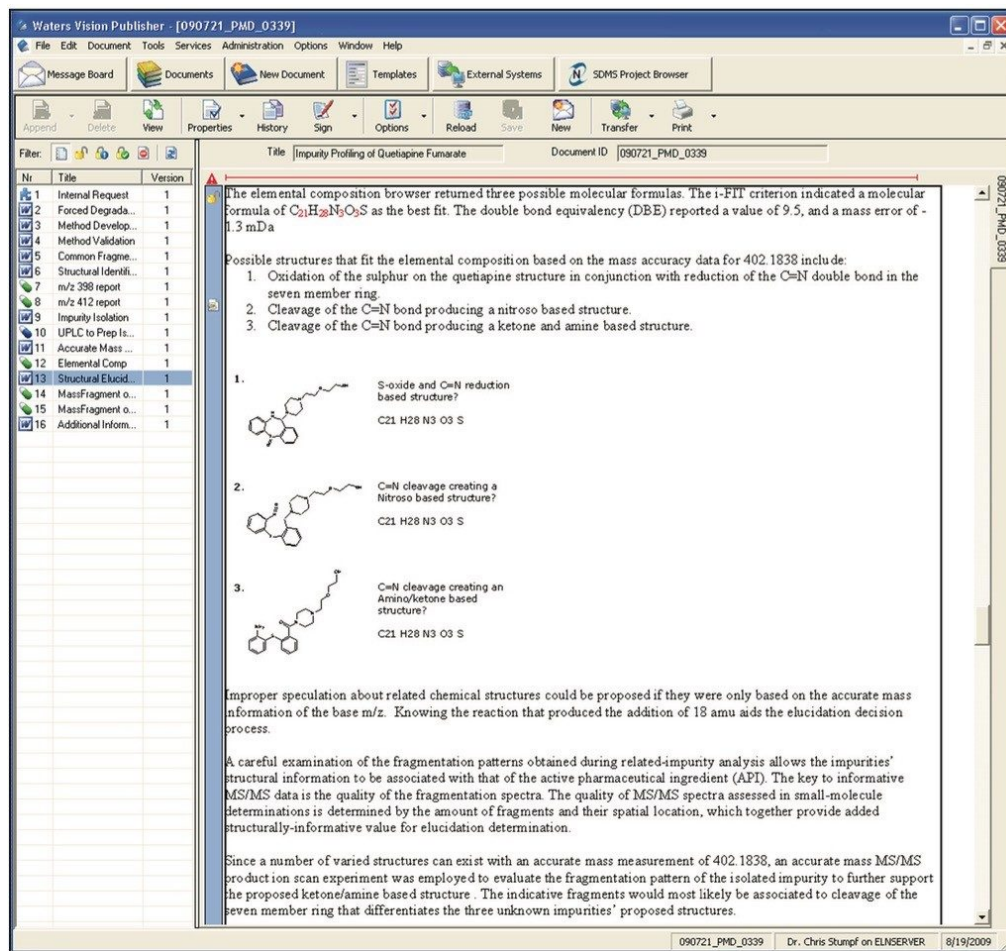


Figure 4. An example impurity profiling summary report created within SDMS Vision Publisher. The report consists of observations made by the scientist as well as printed results that were integrated via the NuGenesis SDMS analytical data repository.

In addition, it is possible to directly incorporate a precursor ion scan (LC-MS/MS) test result from within the integrated NuGenesis SDMS data repository into the impurity profiling report. This is shown in Figure 5.



## Impurity profiling report within SDMS Vision Publisher

## Test result report within NuGenesis SDMS

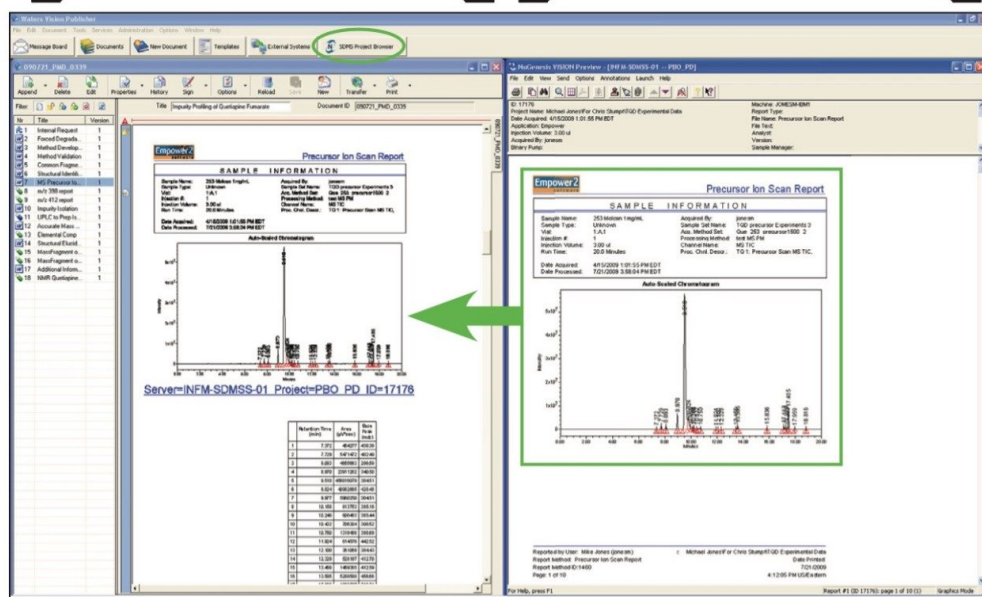


Figure 5. The integration of SDMS Vision Publisher with the NuGenesis SDMS data repository (green oval) streamlines transfer of important results (green rectangle) into an impurity profiling report. Data traceability is maintained within the impurity profiling report by incorporation of a hyperlink back to the original test result held within the NuGenesis SDMS data repository.

The integration of SDMS Vision Publisher with NuGenesis SDMS provides many benefits to the laboratory scientist and their management. For example, the SDMS Vision Publisher report is traceable back to the original results by following hyperlinks. Completed reports are finalized by electronic review and sign-off. In addition, by using SDMS Vision Publisher for report creation along with electronic review and sign-off, the time and effort required to create impurity profiling reports is dramatically reduced thereby enhancing the productivity of scientists and the analytical laboratory.

## Conclusion



NuGenesis SDMS and SDMS Vision Publisher streamline data management and report authoring for all analytical laboratory experiments including impurity profiling. Key benefits of this integrated Informatics solution include:

- Automatically capture and catalog data and test results from all analytical instruments, e.g. LC/UV, LC-MS, GC-MS, and NMR.
- Enhanced laboratory productivity for all personnel involved in analytical experiments and reporting, including a standardized and central data repository that streamlines review and signoff.
- Integrated analytical ELN facilitates content re-use and report authoring.
- The solution is 21 CFR Part 11 compliant-ready.

---

## Featured Products

NuGenesis SDMS <<https://www.waters.com/513068>>

NuGenesis ELN <<https://www.waters.com/10067209>>

720003704, September 2010



©2019 Waters Corporation. All Rights Reserved.

[Terms of Use](#) [Privacy](#) [Trademarks](#) [Sitemap](#) [Careers](#) [Cookies](#) [Cookie Preferences](#)