

Fast and Sensitive *In Vitro* Metabolite Identification of Verapamil Using UPLC With Xevo G2 QTof

Waters Corporation

本書はアプリケーションブリーフであり、詳細な実験方法のセクションは含まれていません。

Abstract

To identify the metabolites of 1 μ M verapamil obtained from an *in vitro* human liver microsome incubation using the ACQUITY UPLC®/Xevo™ G2 QTof with the MetaboLynx™ XS Application Manager Software.

Benefits

Utilizing the Xevo G2 QTof with UPLC/MS^E, an *in vitro* metabolite study can be performed at low μ M levels with speed, sensitivity, and selectivity.

Introduction

In recent years, as more high profile drugs are withdrawn from the market due to safety concerns, drug metabolism and toxicity studies have received more attention during the drug R&D process. There is a clear trend towards performing drug metabolism studies earlier in the drug discovery and development stage. A common practice is to conduct an *in vitro* metabolism study of the parent drug so that the soft spot of the drug can quickly be identified early in the process.

One of the challenges for metabolic identification in the discovery stage is the need for rapid, generic methods,

which are sufficiently sensitive such that *in vitro* incubation studies can be conducted at low μM concentration levels, allowing a closer approximation to how compounds behave *in vivo*.

A typical *in vitro* metabolic study includes the investigation of both rate and metabolic routes of the parent drug. A desirable analytical protocol for this type of study needs to provide both the analytical speed and the sensitivity to detect metabolites at substrate concentrations which mimic *in vivo* conditions.

Results and Discussion

Verapamil was incubated at 37 °C with human liver microsome at 1 μM concentration, with the reaction terminated at 0, 15, 30, 60, 120, and 240 min respectively by adding an equal volume of cold acetonitrile. The samples were centrifuged and the supernatants were injected directly.

Chromatographic separation was performed using Waters® ACQUITY UPLC with an ACQUITY UPLC HSS T3, 1.7 μm , 2.1 x 100 mm Column. The mobile phase consisted of water with 0.1% formic acid (A) and acetonitrile (B). The injection volume was 5.0 μL . The Xevo G2 QTof Mass Spectrometer was used in positive ESI mode for data acquisition using UPLC/MS^E, which allows both precursor and product ion data to be acquired in one injection.

MetaboLynx MS was used for data mining and results were displayed in the MetaboLynx Browser, as shown in Figure 1.

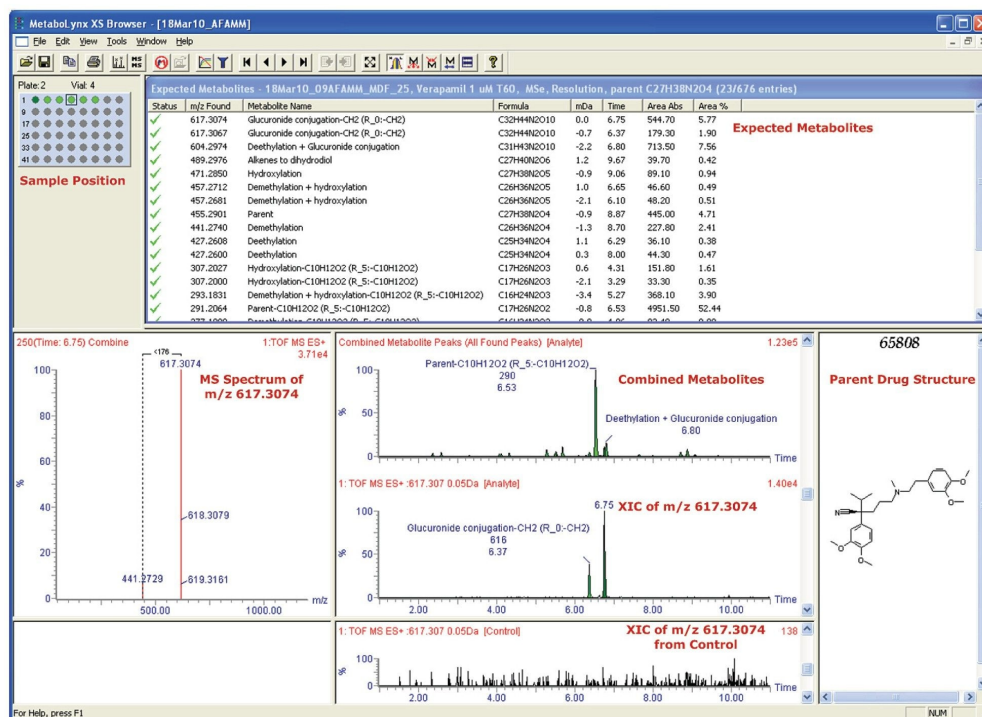


Figure 1. Results of the human liver microsome verapamil (1 μ M) incubation are shown in the MetaboLynx Browser.

Product ion information was processed at the same time and displayed in the Fragment Analysis Window within the MetaboLynx Browser (Figure 2).

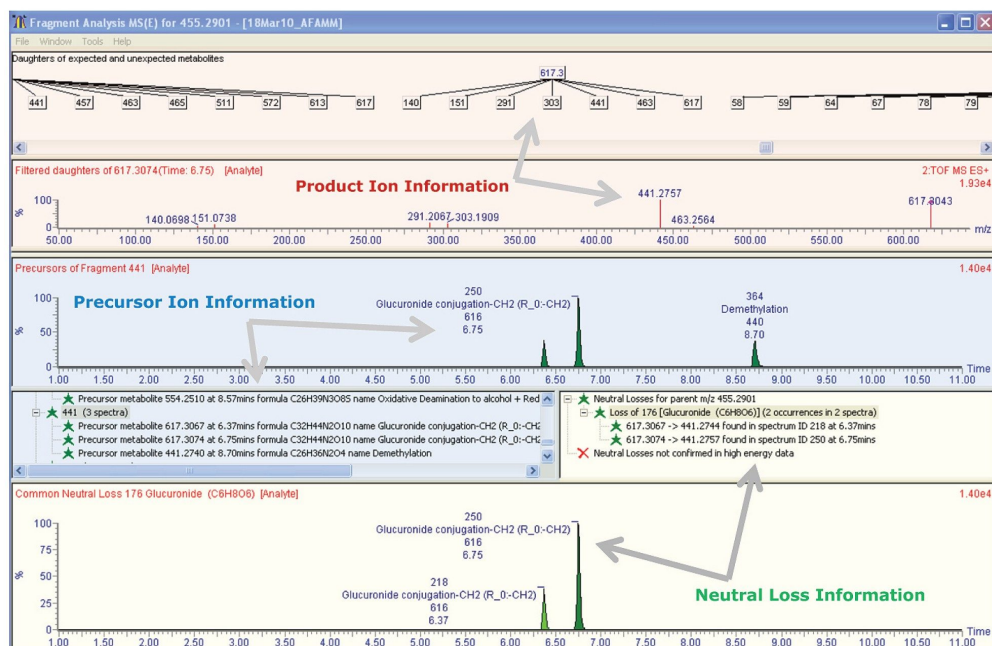


Figure 2. MS/MS information displayed in the Fragment Analysis Window.

With multiple time points injected, the parent drug clearance curve and the metabolite formation curves were obtained during the same experimental run, as shown in Figure 3.

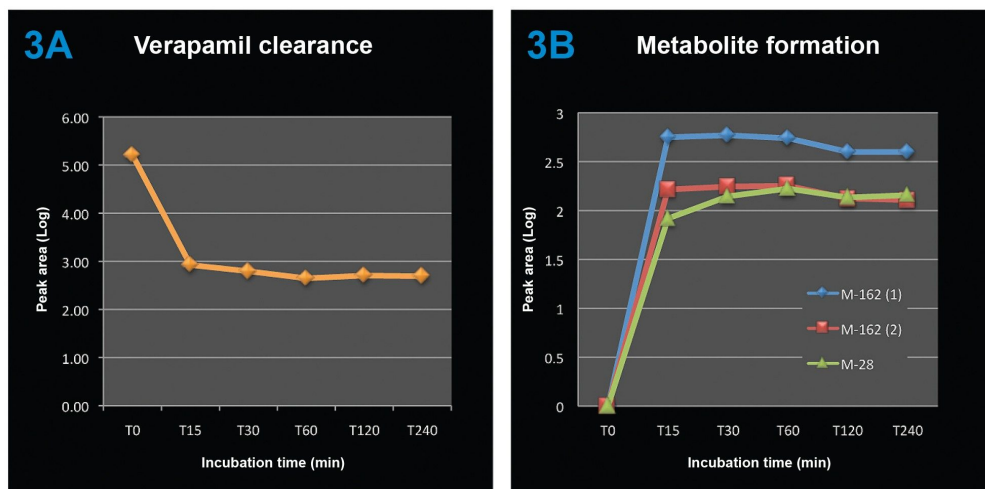


Figure 3. Verapamil clearance curve (3A) and its metabolites formation curves (3B).

Conclusion

This technical brief demonstrates that by utilizing the Xevo G2 QTof with UPLC/MS^E and MetaboLynx XS workflow, an in vitro metabolite study can be performed at low μ M levels with speed, sensitivity, and selectivity.

The Xevo G2 QTof, with its innovative QuanTof™ Technology and Engineered Simplicity,™ ideally integrates with an ACQUITY UPLC System. It is the most sensitive benchtop oaTOF instrument available, has a 1 ppm exact mass measurement capability, and data acquisition speeds of up to 20 spectra/sec.

By using a UPLC/MS^E data acquisition strategy coupled with the MetaboLynx XS data processing workflow with chemical intelligence, the complete metabolite identification task can be accomplished rapidly from a single LC injection. With multiple time-point samples injected, the rate and routes of metabolism of a target drug can be easily obtained at low μ M incubation levels. As a result, the goal of maximizing productivity is easily obtained.

Featured Products

ACQUITY UPLC System <<https://www.waters.com/514207>>

720003425, May 2010



© 2024 Waters Corporation. All Rights Reserved.

[利用規約](#) [プライバシーポリシー](#) [商標](#) [キャリア](#) [法的通知およびプライバシー通知](#) [Cookies](#)
[Cookie](#) [環境設定](#)