

Gradient Separation of Morphine and Morphine-3- β -Glucuronide on ACQUITY UPLC BEH HILIC

Waters Corporation



This is an Application Brief and does not contain a detailed Experimental section.

Abstract

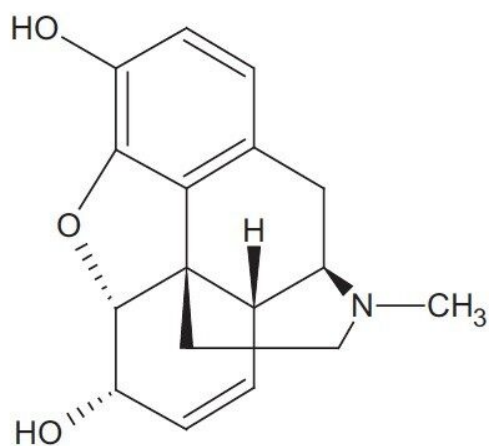
This application brief demonstrates gradient separation of morphine and morphine-3- β -glucuronide on ACQUITY UPLC BEH HILIC Columns.

Introduction

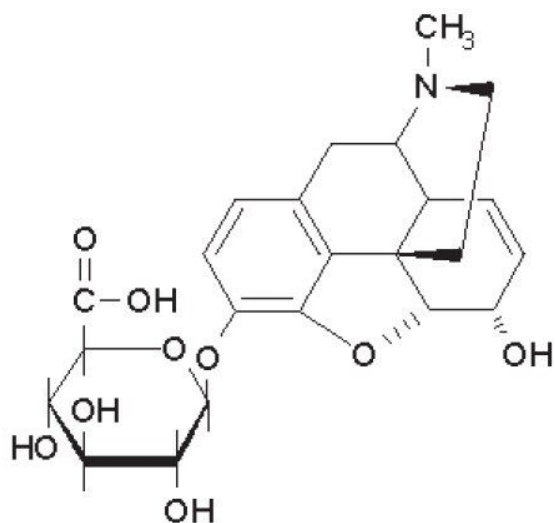
The compounds used in this study are:

1. Morphine
2. Morphine-3- β -Glucuronide

Morphine



Morphine-3- β -Glucuronide



Experimental

Test Conditions

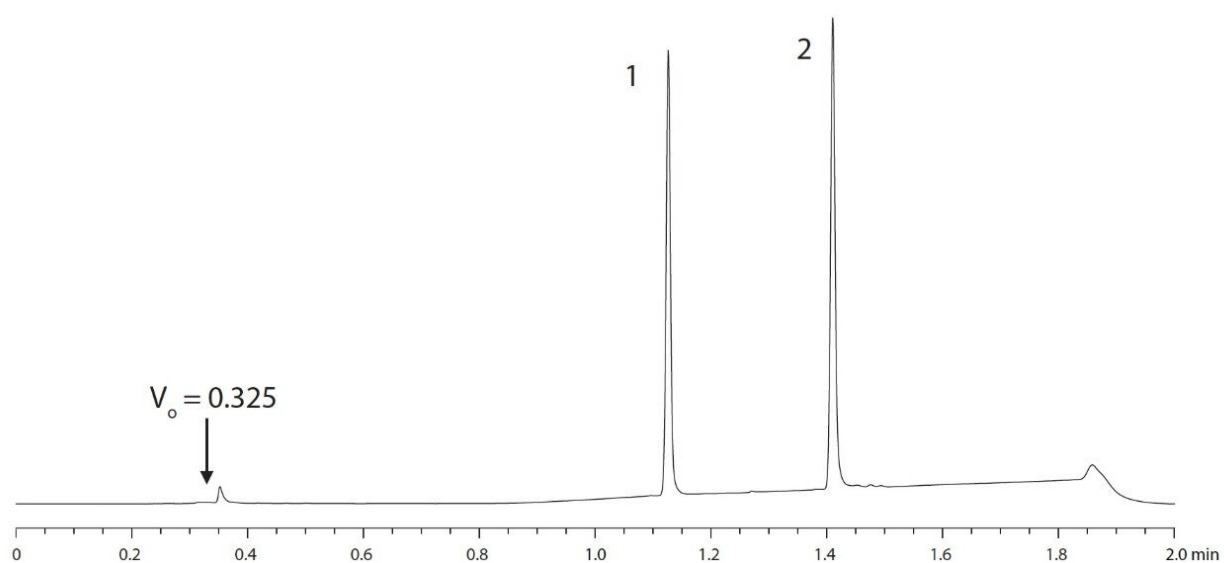
Column:	ACQUITY UPLC BEH HILIC, 2.1 x 100 mm, 1.7 μ m
Part Number:	186003461
Mobile Phase A:	10 mM NH ₄ COOH, 0.2% HCOOH in 50:50 ACN:H ₂ O
Mobile Phase B:	10 mM NH ₄ COOH, 0.2% HCOOH in 90:10 ACN:H ₂ O
Flow Rate:	0.788 mL/min
Injection Volume:	2.1 μ L
Sample Concentration:	125 μ g/mL
Sample Diluent:	75:25 ACN:MeOH with 0.2% HCOOH
Temperature:	30 °C
Detection:	UV @ 280 nm
Sampling Rate:	20 pts/sec
Time Constant:	0.1
Instrument:	Waters ACQUITY UPLC with ACQUITY TUV

Gradient:

Time (min)	Profile
	%A

Time (min)	Profile
0.00	0.1
0.37	0.1
1.46	99.9
1.50	0.1
2.00	0.1

Results and Discussion



Featured Products

ACQUITY UPLC System <<https://www.waters.com/514207>>

ACQUITY UPLC Tunable UV Detector <<https://www.waters.com/514228>>

WA60136, August 2009

© 2021 Waters Corporation. All Rights Reserved.