



Gradient Separation of Amino Acids on ACQUITY UPLC BEH HILIC

Waters Corporation

This is an Application Brief and does not contain a detailed
Experimental section.

Experimental

Test Conditions

Column:	ACQUITY UPLC BEH HILIC, 2.1 x 50 mm, 1.7 µm
Part Number:	186003460
Mobile Phase A:	10 mM NH ₄ COOH, 0.2% HCOOH in 50:50 ACN: H ₂ O
Mobile Phase B:	10 mM NH ₄ COOH, 0.2% HCOOH in 90:10 ACN: H ₂ O
Flow Rate:	0.529 mL/min
Injection Volume:	5.0 µL
Sample Concentration:	5 µg/mL

Sample Diluent: 73:25:2 ACN:MeOH:H₂O with 0.2% HCOOH and 5 µM HCl

Temperature: 30 C

Instrument: Waters ACQUITY UPLC with SQ Mass Detector

Gradient:

Time (min)	%A	%B
0.0	0.1	99.9
1.65	0.1	99.9
4.49	99.9	0.1
4.54	0.1	99.9
5.05	0.1	99.9

MS Conditions

Ionization Mode: ES⁺

Capillary: 3.0 kV

Cone: 20 V

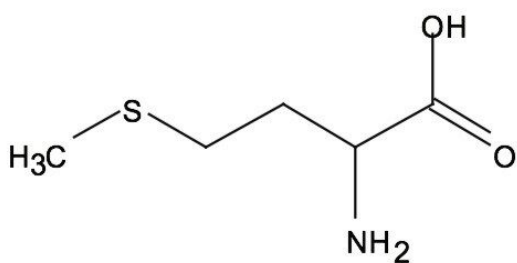
Extractor: 3 V

RF Lens: 0.3 V

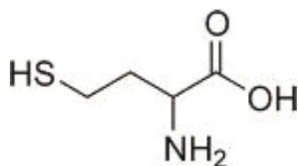
Source Temperature: 150 °C

Desolvation Temperature:	350 °C
Cone Gas Flow:	50 L/Hr
Desolvation Gas Flow:	700 L/Hr
SIR:	136.1 m/z Homocysteine
	150.2 m/z Methionine

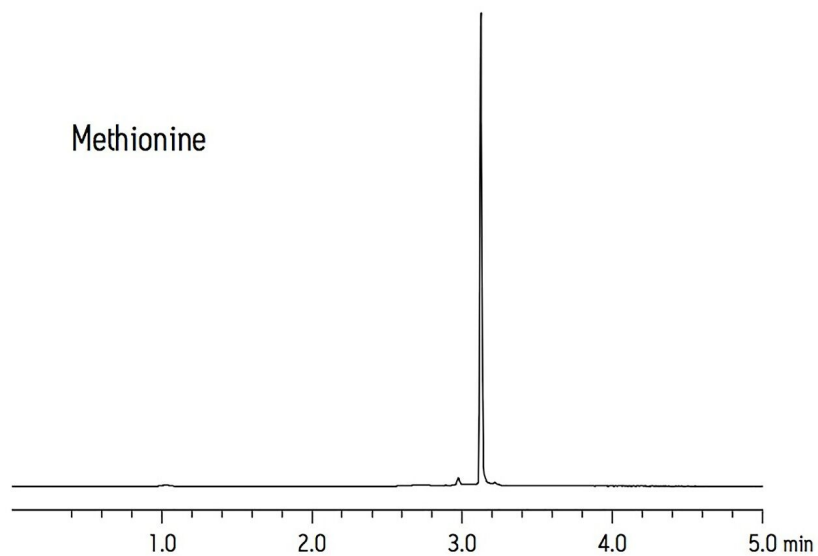
Methionine



Homocysteine

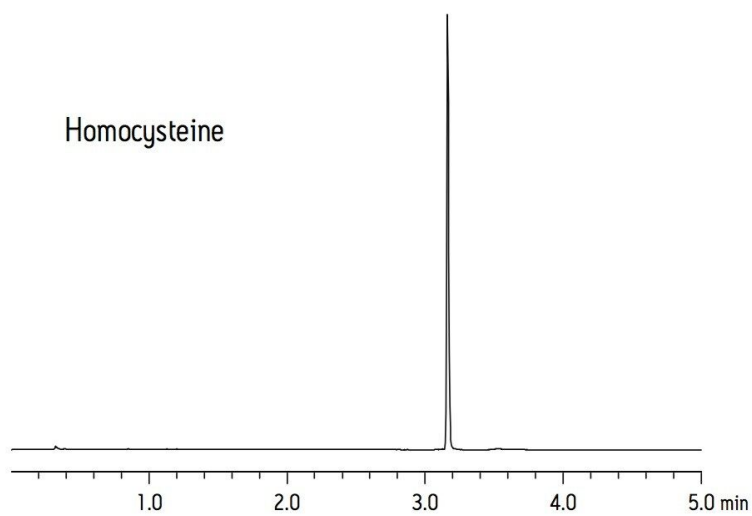


Methionine



wa60134-f2

Homocysteine



Featured Products

ACQUITY UPLC System <<https://www.waters.com/514207>>

SQ Detector 2 <<https://www.waters.com/134631584>>

Available for Purchase Online

ACQUITY UPLC BEH HILIC Column, 130Å, 1.7 µm, 2.1 mm X 50 mm, 1/pkg <

<https://www.waters.com/waters/partDetail.htm?cid=511505&id=28049>>

WA60134, August 2009

©2019 Waters Corporation. All Rights Reserved.