

Note d'application

High Mass Precursor Ion Selection utilizing Monoatomic and Polyatomic Collision Gases

Iain Campuzano, Kevin Giles

Waters Corporation

This is an Application Brief and does not contain a detailed Experimental section.

Abstract

In this application brief, we investigate and present the use of monoatomic (Xenon and Argon) and polyatomic (Sulphurhexafluoride and Octafluoropropane) gases as collision gases when performing MS/MS fragmentation of large multiply-charged precursor ions.

Benefits

Provided subunit composition information on biological macromolecules whose subunit stoichiometry may not be known.

Introduction

The current Waters SYNAPT HDMS Mass Spectrometer and nanoelectrospray sources lend themselves particularly well to preserving non-covalent interactions, allowing one to analyze compounds in their native

conformation and stoichiometry¹. The transfer of non-covalently associated complexes from solution to the gas phase using electrospray ionization generally results in the formation of ions possessing relatively few charges. Therefore, these species appear high on the m/z scale, which makes Time-of-Flight (ToF) mass spectrometry ideal for their mass analysis.

Utilizing a 32k amu quadrupole allows for selection and fragmentation of these multiply charged species that appear high on the m/z scale. The benefit of this method is twofold: fragmentation of large macromolecular complexes and determination of individual subunit mass and stoichiometry.

Fragmentation of large, highly-charged species enables product ions to possess a wide kinetic energy spread. This energy spread needs to be thermalized. This is achieved by the presence of a collision gas in the Trap T-Wave region of the SYNAPT HDMS System.

Here we investigate and present the use of monoatomic (Xenon and Argon) and polyatomic (Sulphurhexafluoride and Octafluoropropane) gases as collision gases when performing MS/MS fragmentation of large multiply-charged precursor ions. In previous studies Argon has either been mixed with, or replaced with, larger inert monoatomic gases^{2,3} to improve fragmentation efficiency or transmission of high m/z ions. Polyatomic gases are particularly efficient at thermalizing large ions because they have many degrees of freedom. For example, SF₆ (Mw 146) and Octafluoropropane (Mr 188) possess 21 and 33 degrees of freedom (3N) respectively, as opposed to the 3 degrees of freedom of Argon (Mr 40) Xenon (Mr 131).

Experimental

The instrument used in this study was a SYNAPT HDMS System, which combines high-efficiency ion mobility based measurements and separations with a hybrid quadrupole orthogonal acceleration Time-of-Flight (oa-ToF) mass spectrometer, as shown in Figure 1.

Samples were introduced with a borosilcate glass nanoelectrospray-spray tip and sampled into the vacuum system. The ions pass through a quadrupole mass filter to the enabling Triwave device consisting of three travelling wave (T-Wave) ion guides⁴. The gas pressure in the TRAP and TRANSFER T-Wave regions varied from 2.4×10^{-2} to 6.7×10^{-2} mbar, which was dependant on which collision gas was used. The IMS T-Wave was operated at 0.5 mbar (Nitrogen), but not in ion mobility mode.

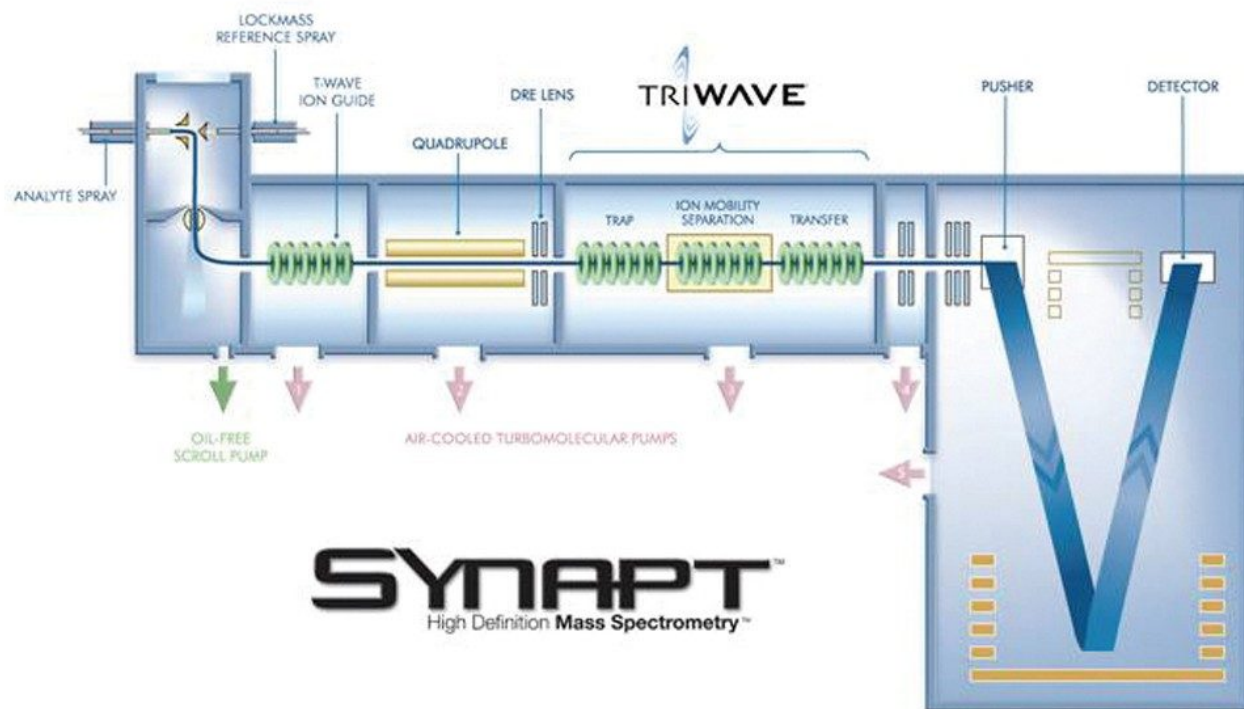


Figure 1. Schematic of the SYNAPT HDMS System. Extended quadrupole mass selection range up to m/z 32,000. ToF m/z range up to 100,000.

MS Conditions

MS System:	SYNAPT HDMS System
Ionization Mode:	nanoESI Positive
Capillary Voltage:	1,000 V
Cone Voltage:	150 V
Collision energy:	50 – 180 V

Acquisition Range:	1,000 – 50,000 m/z
T-wave Trap/Trans:	Argon, Xenon, SF ₆ , and gases Octafluoropropane
T-wave Trap/Trans:	2.4 e ⁻² to 6.7 e ⁻² mbar pressures

Results and Discussion

Upon infusion of GroEL in aqueous solution into the mass spectrometer, a narrow, well-defined multiply-charged envelope was observed at m/z 12,000, corresponding to intact GroEL mass 801 kDa, as shown in Figure 2.

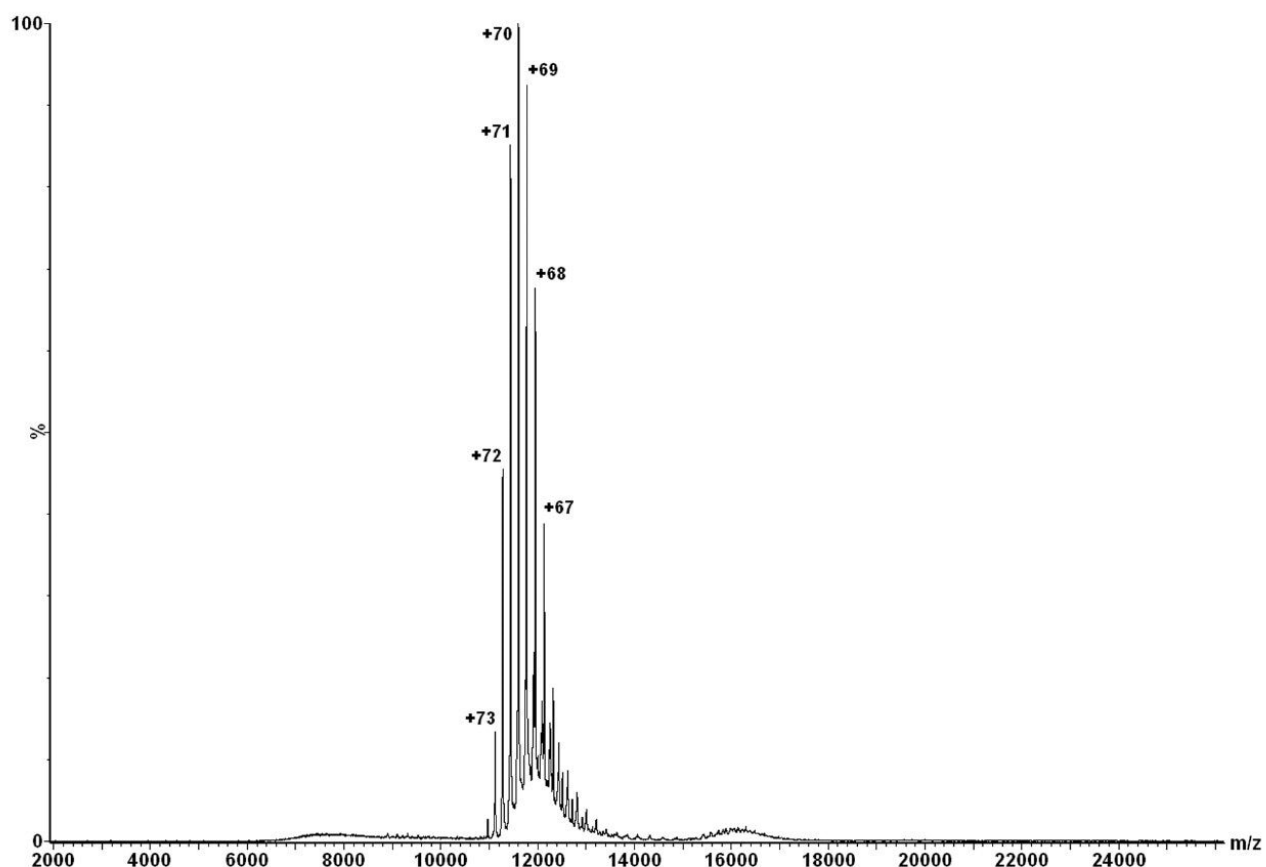


Figure 2. GroEL ToF-MS spectrum over the m/z range 1,000 – 50,000.

The multiply charged ion m/z 11,440 was then selected by the quadrupole and subjected to different collision energies ranging from 50 V to 180 V, in the presence of four different collision gases (Argon, Xenon, SF₆, and Octafluoropropane).

A typical MS/MS fragmentation profile is observed in Figure 3. At low collision energies (50–80 V), the precursor ion GroEL tetradecamer (14 mer) remained intact. At a collision energy of 90 V, the highly charged monomer appeared with the accompanying tridecameric (13 mer) species. At collision energies above 120 V, the appearance of the dodecamer (12 mer) was observed.

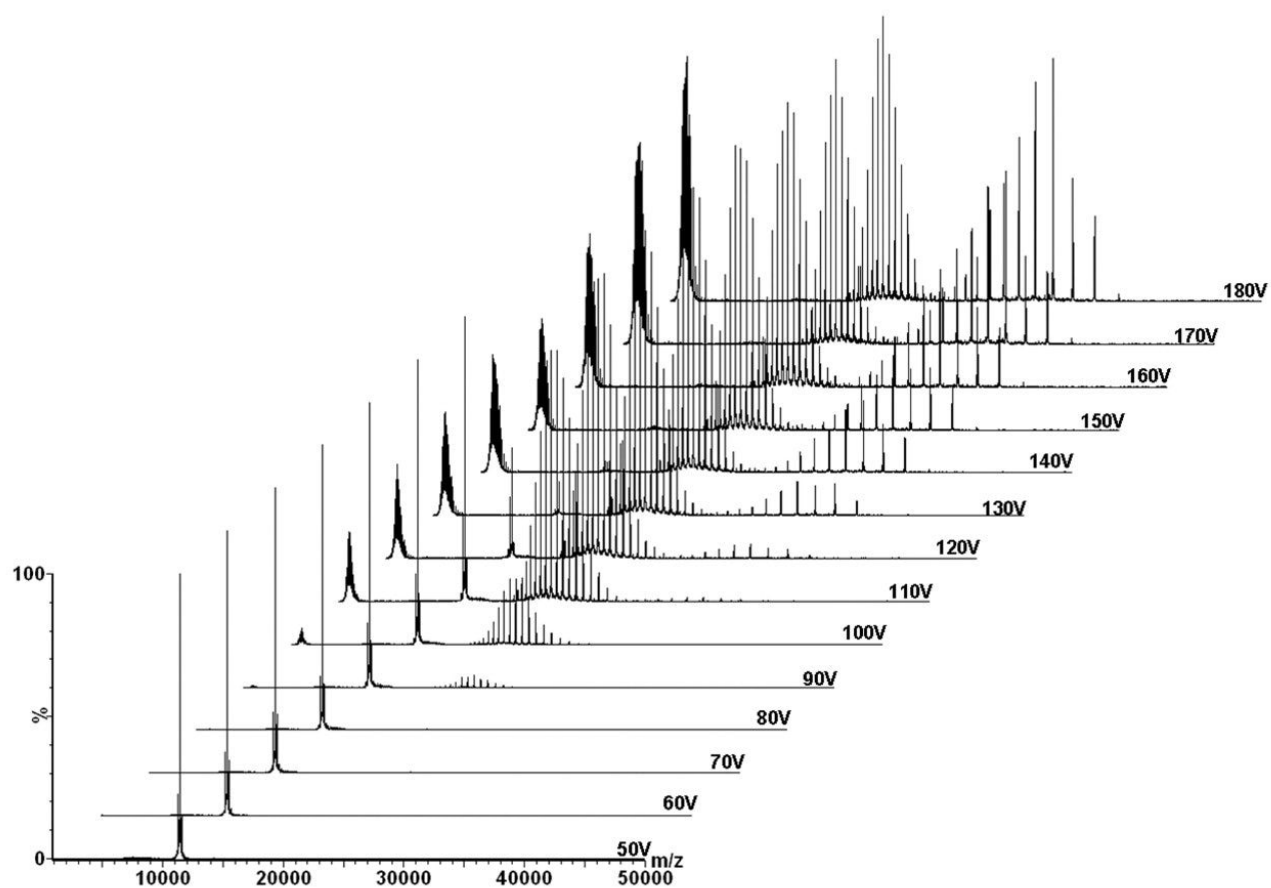


Figure 3. GroEL MS/MS of precursor ion m/z 11,440 (+71) in SF₆ over the collision energy range 50 – 180 V.

It is observed from Figures 4 A-D that the larger collision gases – Xenon, SF₆, and Octafluoropropane – provided improved collisional cooling over smaller gases, such as Argon. SF₆ provided improved ion thermalizing properties over Xenon, observed by the increased ion intensities of the Dodecamer (12 mer). The polyatomic gas SF₆, with its greater number of degrees of freedom (21), thermalized large ions more efficiently than Xenon or Argon.

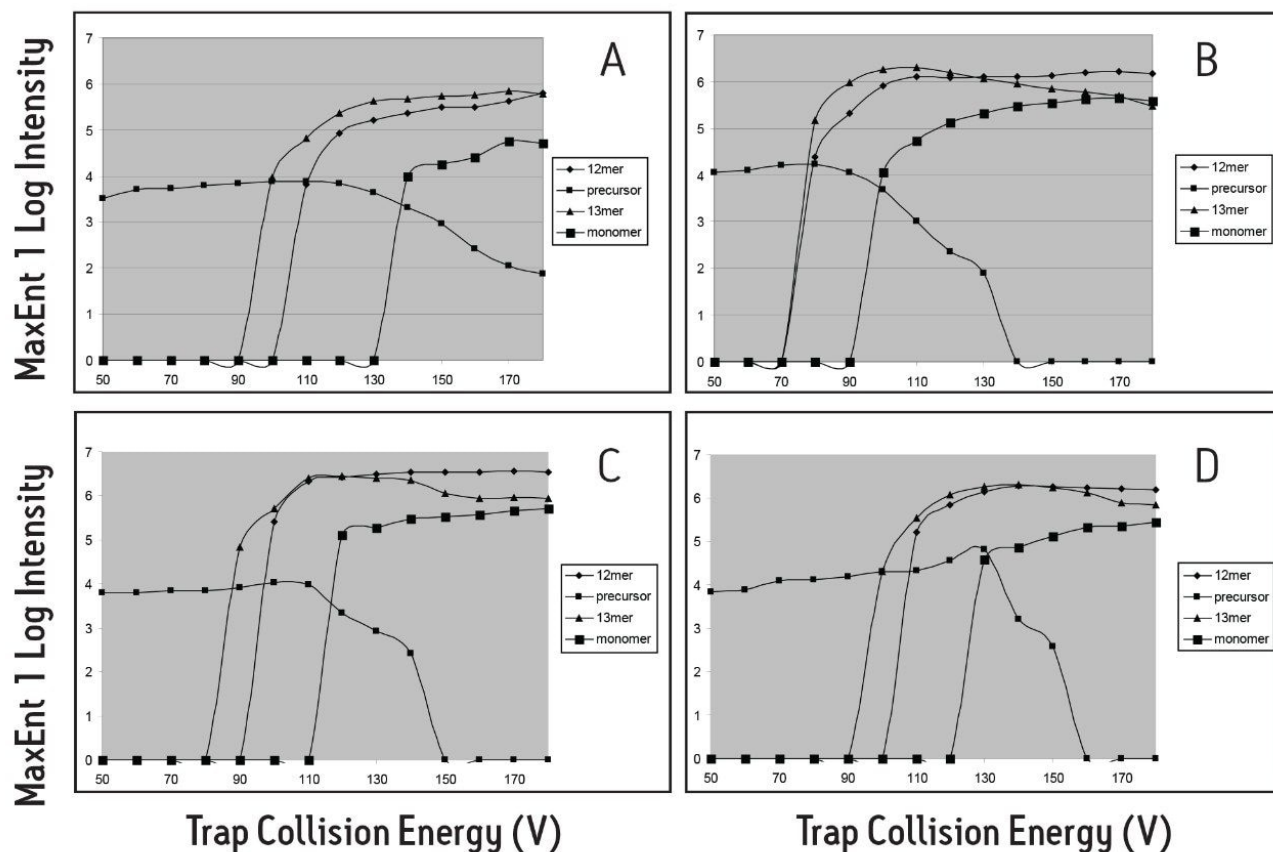


Figure 4. Decay profiles of GroEL precursor ion m/z 11,400 in gases Ar (A), Xe (B), SF₆ (C), and Octafluoropropane (D). Applied collision energy plotted against log summed ion intensities.

Conclusion

High m/z precursor ions were selected in the high mass quadrupole, fragmented in the in T-wave trap region, and subsequently massmeasured in the ToF analyzer, which provided subunit composition information on biological macromolecules whose subunit stoichiometry may not be known.

Polyatomic gases possessed a greater number of degrees of freedom. Therefore, they provided improved collisional cooling of large m/z ions produced by an MS/MS experiment. This resulted in increased sensitivity on

high m/z and highly-charged species.

References

1. Ruotolo, Giles, Campuzano, Sandercock, Bateman, and Robinson. Evidence for Macromolecular Protein Rings in the Absence of Bulk Water. *Science* 2005 December 9;310,1651–1661.
2. Schey KL, Kenttamaa HI, Wysocki VH, and Cooks RG. Low-energy Collisional Activation of Polyatomic Ions with Different Target Gasses. *Int. J. Mass Spectrom. Ion Proc.* 1989 ; 90 71–83.
3. Lorenzen K, Versluis C, van Duijn E, van den Heuvel RHH, Heck AJR. Optimizing Macromolecular Tandem Mass Spectrometry of Large Non-covalent Complexes Using Heavy Collision Gases. *Int. J. Mass Spectrom.* 2007; 268 198–206.
4. Giles K, Pringle S, Worthington K, and Bateman R. Travelling Wave Ion Propulsion in Collision Cells. Presented at the 51st ASMS Conference, Montreal, Canada 2003. The travelling wave device described here is similar to that described by Kirchner in US Patent 5, 206, 506 (1993).

Featured Products

TriWave <<https://www.waters.com/134663660>>

720002743, July 2008

© 2022 Waters Corporation. All Rights Reserved.

[Terms of Use](#)

[Privacy](#)

[Trademarks](#)

[Sitemap](#)

[Careers](#)

[Cookies](#)

[Préférences de cookies](#)