

Analysis of Antibacterials using XBridge Phenyl

Waters Corporation



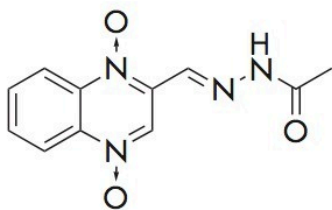
This is an Application Brief and does not contain a detailed Experimental section.

Abstract

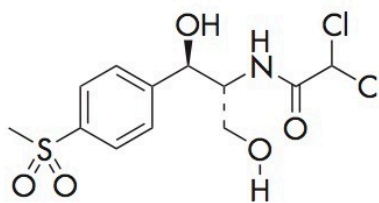
This application brief highlights the analysis of antibacterials using XBridge Phenyl columns.

Introduction

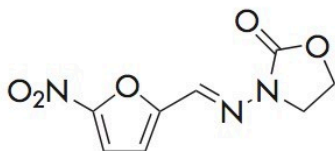
Compounds used in this study are: 1. Carbadox 2. Thiamphenicol 3. Furazolidone 4. Oxolinic Acid 5. Sulfadimethoxine 6. Sulfaquinoxaline 7. Nalidixic Acid.



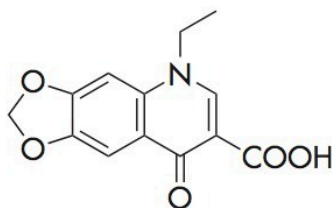
1. Carbadox



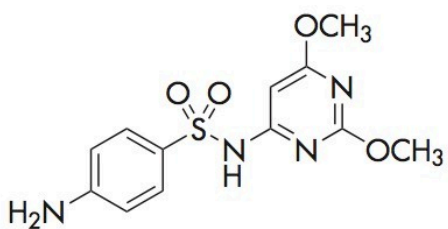
2. Thiamphenicol



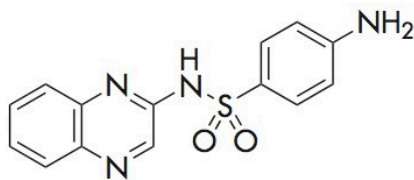
3. Furazolidone



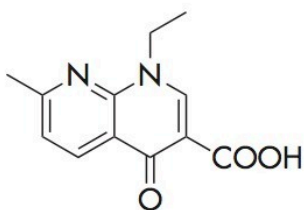
4. Oxolinic Acid



5. Sulfadimethoxine



6. Sulfaquinoxaline



7. Nalidixic Acid

Experimental

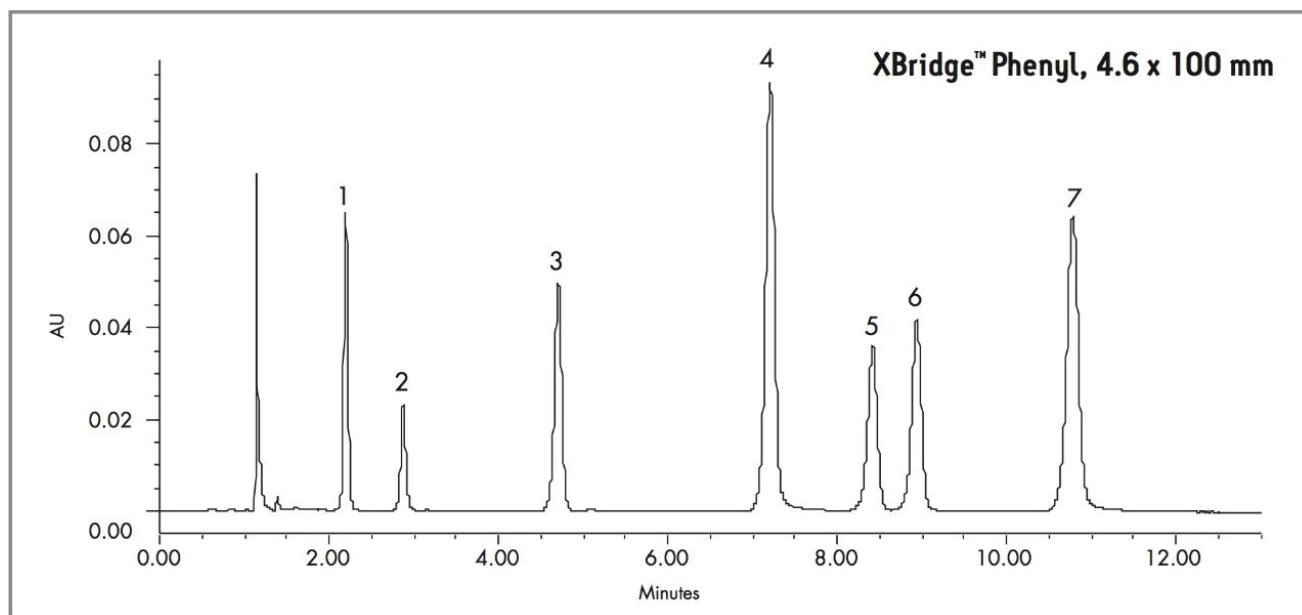
Test Conditions

Columns:	XBridge Phenyl, 4.6 x 100 mm, 3.5 µm p/n: 186003334
Mobile phase A:	20 mM KH ₂ PO ₄ , pH 2.5
Mobile phase B:	ACN
Flow rate:	1.0 mL/min
Injection volume:	10 µL
Sample:	Carbadox (10 µg/mL), Thiamphenicol (100 µg/mL), Furazolidone (10 µg/mL), Oxolinic Acid (10 µg/mL), Sulfadimethoxine (10 µg/mL), Sulfaquinoxaline (10 µg/mL), Nalidixic Acid (10 µg/mL) in KH ₂ PO ₄ /ACN (80/20)
Column temp.:	30 °C
Sampling temp.:	15 °C
Detection:	UV @ 254 nm
Sampling Rate:	5 points/sec
Filter Response:	0.2
Instrument:	Alliance 2695 with 2996 PDA

Gradient

Time(min)	%A	%B
0	80	20
2	80	20
7	75	25
15	70	30
16	80	20
20	80	20

Results and Discussion



Featured Products

· [Alliance HPLC <https://www.waters.com/514248>](https://www.waters.com/514248)

WA60191, June 2007



© 2021 Waters Corporation. All Rights Reserved.