

Steroids Analysis Using 4.6 x 20 mm Intelligent Speed Separation Columns

Waters Corporation



This is an Application Brief and does not contain a detailed Experimental section.

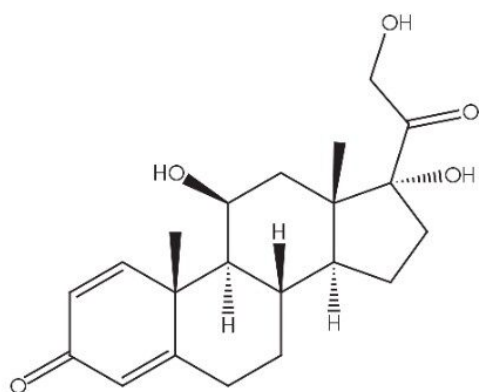
Abstract

This application brief demonstrates analysis of steroids.

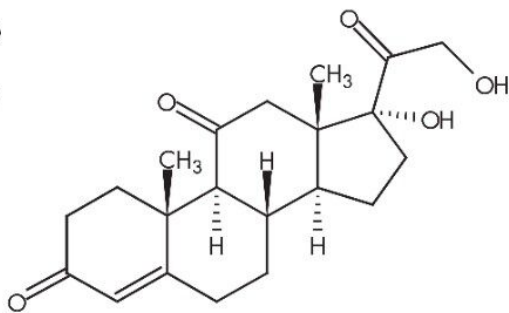
Introduction

The compounds used in this study are:

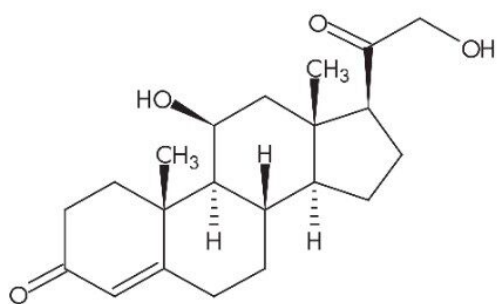
1. Prednisone
2. Cortisone
3. Corticosterone
4. Estradiol
5. Estrone
6. Progesterone



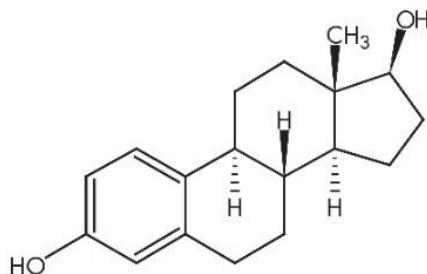
Prednisolone



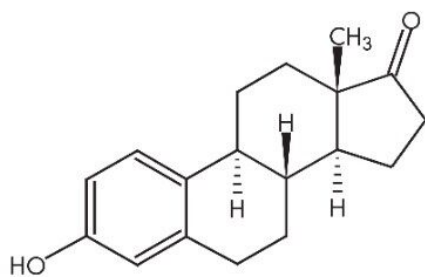
Cortisone



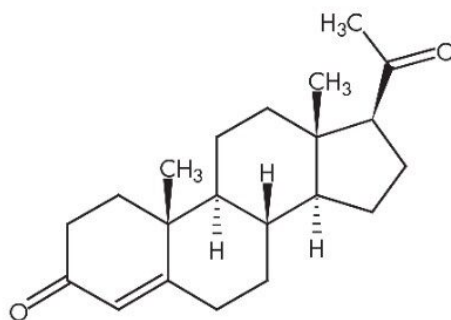
Corticosterone



Estradiol



Estrone



Progesterone

Experimental

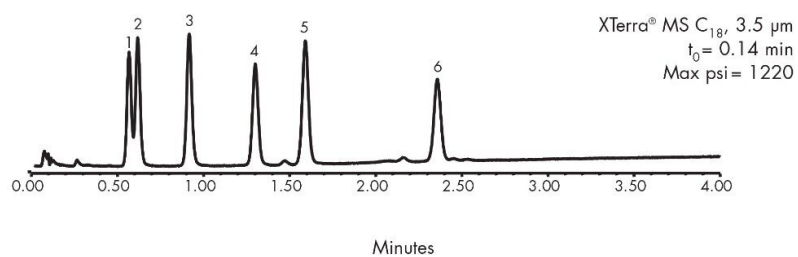
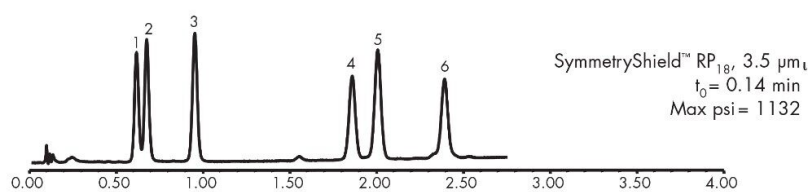
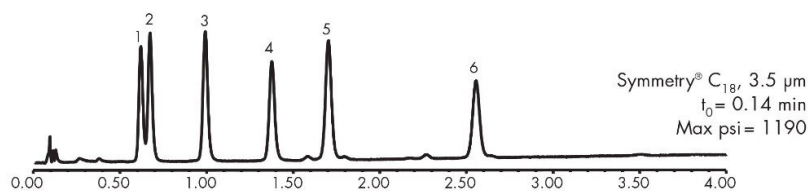
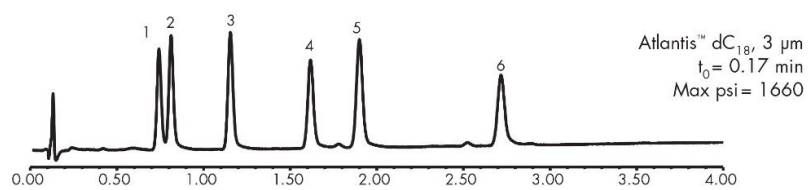
Conditions

Columns:	Atlantis dC ₁₈ , 4.6 x 20 mm IS 3 µm, (P/N:186002062) Symmetry C ₁₈ , 4.6 x 20 mm IS 3.5 µm, (P/N:186002090) Symmetry Shield RP ₁₈ , 4.6 x 20 mm IS 3.5 µm, (P/N:186002092) XTerra MS C ₁₈ , 4.6 x 20 mm IS 3.5 µm, (P/N:186001891)
Mobile phase A:	Water
Mobile phase B:	Acetonitrile
Flow rate:	3.0 mL/min
Injection volume:	10 µL
Sample concentration:	20 µg/mL
Temperature:	30 °C
Detection:	UV @ 220 nm
Instrument:	Alliance 2795 with 996 PDA

Gradient

Time (min)	Profile	
	%A	%B
0.0	80	20
4.0	36	65

Results and Discussion



Featured Products

Alliance HPLC System <<https://www.waters.com/534293>>

WA31787.27, June 2003

