


Nota applicativa

Polar and Non-Polar Compounds Test Mix – 2.1 x 20 mm Intelligent Speed Separation

Waters Corporation



This is an Application Brief and does not contain a detailed Experimental section.

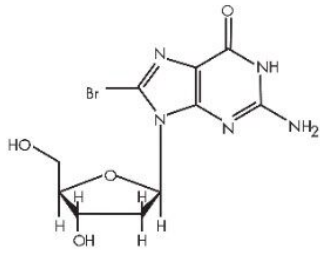
Abstract

This application brief demonstrates analysis of polar and non-polar compounds.

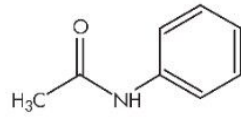
Introduction

The compounds analyzed in this study are:

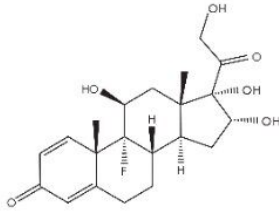
1. 8-Bromoguanosine
2. Acetanilide
3. Triamcinolone
4. Hydrocortisone
5. 2-Amino-7-chloro-5-oxo-5H-[1]benzopyrano[2,3-b]pyridine-3-carbonitrile
6. 6 α -Methyl-17 α -hydroxyprogesterone
7. 3-Aminofluoranthene
8. 2-Bromofluorene
9. Perylene
10. Naphtho[2,3-a]pyrene



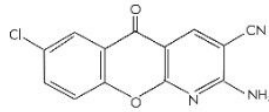
8-Bromoguanosine



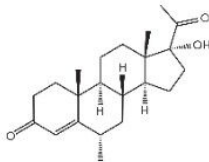
Acetanilide



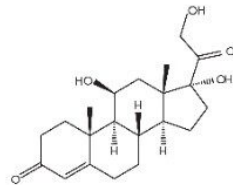
Triamcinolone



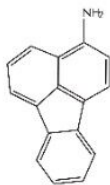
2-Amino-7-chloro-5-oxo-5H-[1]benzopyrano[2,3-b]pyridine-3-carbonitrile



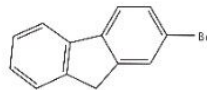
6α-Methyl-17α-hydroxyprogesterone



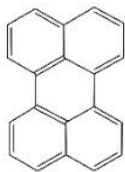
Hydrocortisone



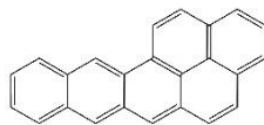
3-Aminofluoranthene



2-Bromofluorene



Perylene



Naphtho[2,3-a]pyrene

Experimental

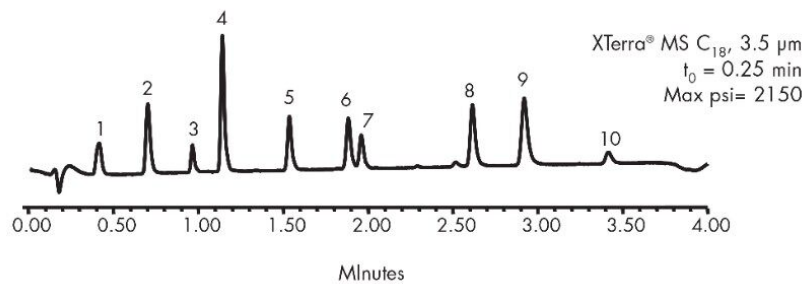

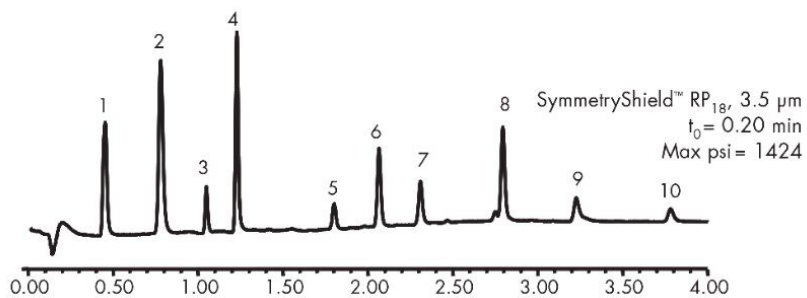
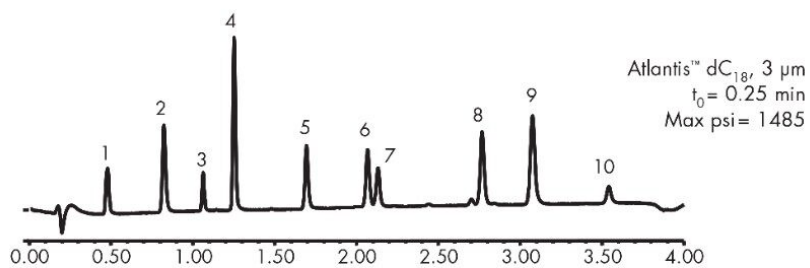
Conditions

Columns:	Atlantis dC ₁₈ , 2.1 x 20 mm IS, 3 µm, (P/N: 186002058) Symmetry Shield RP ₁₈ , 2.1 x 20 mm IS, 3.5 µm, (P/N: 186002068) Symmetry C ₁₈ , 2.1 x 20 mm IS, 3.5 µm, (P/N: 186002066) XTerra MS C ₁₈ , 2.1 x 20 mm IS, 3.5 µm, (P/N: 186001923)
Mobile phase A:	0.1% HCOOH in Water
Mobile phase B:	0.1% HCOOH in Acetonitrile
Flow rate:	0.6 mL/min
Injection volume:	5 µL
Sample concentration:	20 µg/mL
Temperature:	30°C
Detection:	UV @ 254 nm
Instrument:	Alliance 2795 with 996 PDA

Gradient

Time (min)	Profile	
	%A	%B
0.0	100	0
4.0	0	100

Results and Discussion



Featured Products

WA31787.24, June 2003

© 2021 Waters Corporation. All Rights Reserved.