

## Phenones Analysis by Two Phases

---

Waters Corporation

This is an Application Brief and does not contain a detailed Experimental section.

---

### Abstract

This application brief demonstrates analysis of phenones.

---

### Introduction

The compounds used in this study are –

1. Theophylline
  2. 2-Acetylfuran
  3. Acetanilide
  4. Acetophenone
  5. Propiophenone
  6. Butyrophenone
-

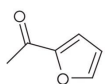
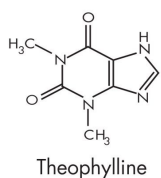
7. Benzophenone

8. Valerophenone

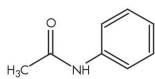
9. Hexanophenone

10. Heptanophenone

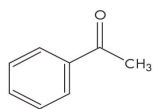
11. Octanophenone



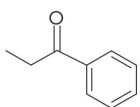
2-Acetylfuran



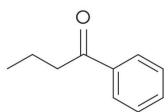
Acetanilide



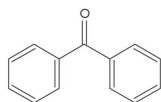
Acetophenone



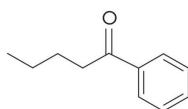
Propiophenone



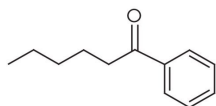
Butyrophenone



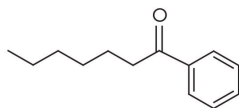
Benzophenone



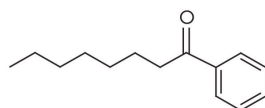
Valerophenone



Hexanophenone



Heptanophenone



Octanophenone

---

## Experimental

### Conditions

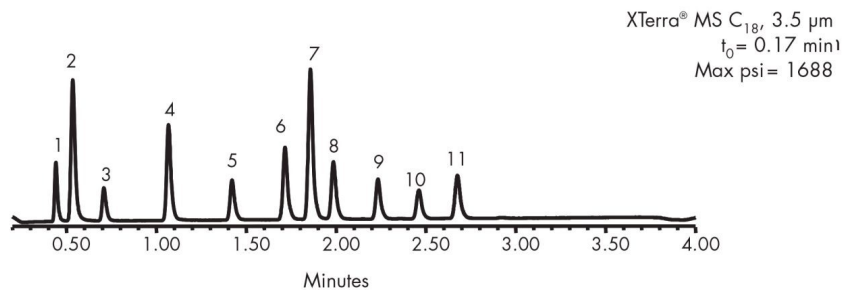
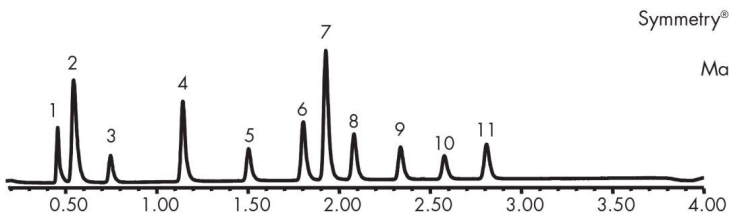
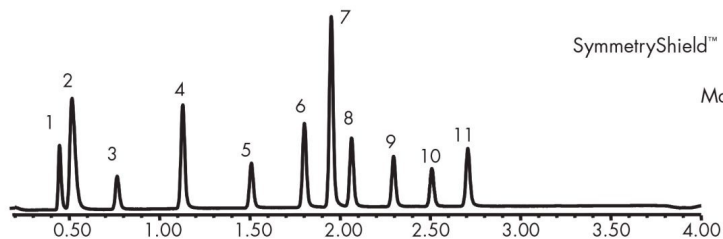
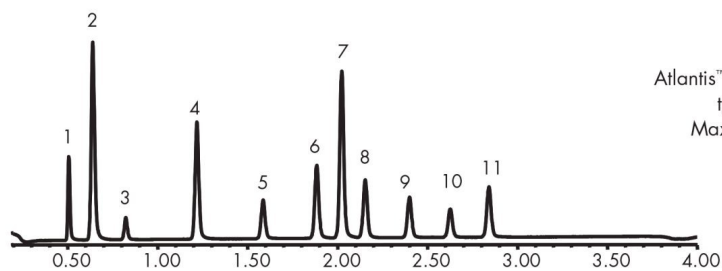
Column:	Atlantis dC <sub>18</sub> , 4.6 x 20 mm IS, 3 µm, (P/N: 186002062) Symmetry Shield RP <sub>18</sub> , 4.6 x 20 mm IS, 3.5 µm, (P/N: 186002092) Symmetry C <sub>18</sub> , 4.6 x 20 mm IS, 3.5 µm, (P/N: 186002090) Xterra MS C <sub>18</sub> , 4.6 x 20 mm IS, 3.5 µm, (P/N: 186001891)
Mobile phase A:	0.1% HCOOH in Water
Mobile phase B:	0.1% HCOOH in Acetonitrile
Mobile phase C:	1% HCOOH in Water
Flow Rate:	3.0 mL/min
Injection Volume:	10 µL
Sample concentration:	20 µg/mL
Temperature:	30 °C
Detection:	UV @ 254 nm
Instrument:	Alliance 2795 with 996 PDA

## Gradient

Time (min)	Profile	
	%A	%B
0.0	100	0
4.0	0	100

---

## Results and Discussion




---

## Featured Products

Alliance HPLC System <<https://www.waters.com/534293>>

WA31787.21, June 2003

---

© 2022 Waters Corporation. All Rights Reserved.