




Flavonoids in Ginkgo - Commercial Products and Whole Leaf

Waters Corporation



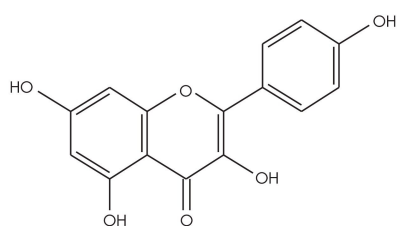
This is an Application Brief and does not contain a detailed Experimental section.

Abstract

This application brief highlights the analysis of flavonoids in Ginkgo

Introduction

The compounds analyzed in this application brief are quercetin, kaempferol, and isorhamnetin



KAEMPFEROL

Experimental

Sample Pre-Preparation

1 g sample is refluxed in 50 mL of ethanol: 3M HCl (70:30) for 2.5 hr. The cooled sample is adjusted to exactly 100 mL. 0.3 mL of the ethanolic extract is diluted 1:10 with water.

- Recovery, measured with certified standards at 100 ppm in reagent water, was 82% for quercetin and >90 % for the other compounds
- All analyses gave results within ± 40 % of the expected values with the exception of the capsule (+60%)
- The selective SPE extraction and cleanup procedure provided a convenient analysis of ginkgo flavonoids in a complex matrix (Herbal One with 16 herbal ingredients)

HPLC Conditions

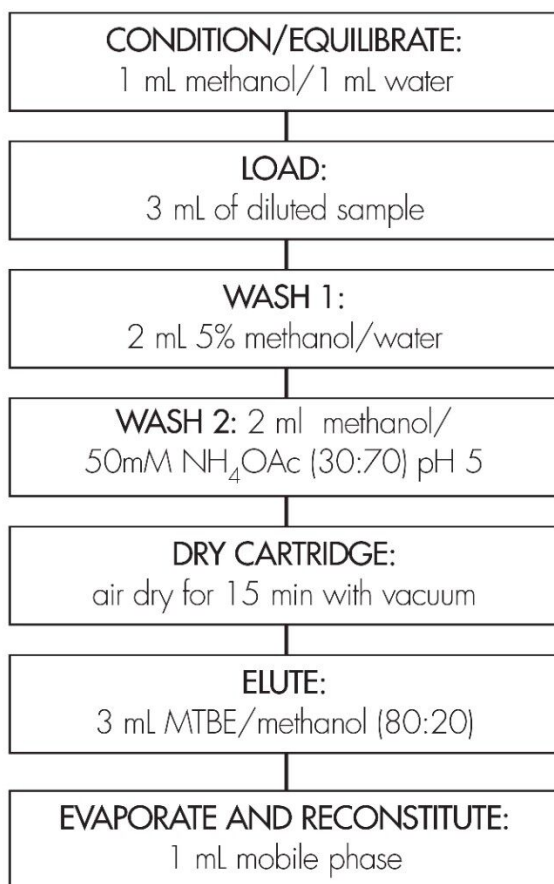
Column:

Symmetry C₁₈, 4.6 x 250 mm, 5 μ m

Part number:	WAT054275
Mobile phase:	0.5% Phosphoric acid/Methanol 50:50
Flow rate:	1.5 mL/min
Injection volume:	10 µL
Temperature:	25 °C
Detection:	UV @ 270nm (0.02 AUFS)

OASIS® HLB METHOD FOR FLAVONOIDS IN GINKGO

Conditions for Oasis® HLB Cartridge, 3 cc/60 mg
Part Number WAT094226



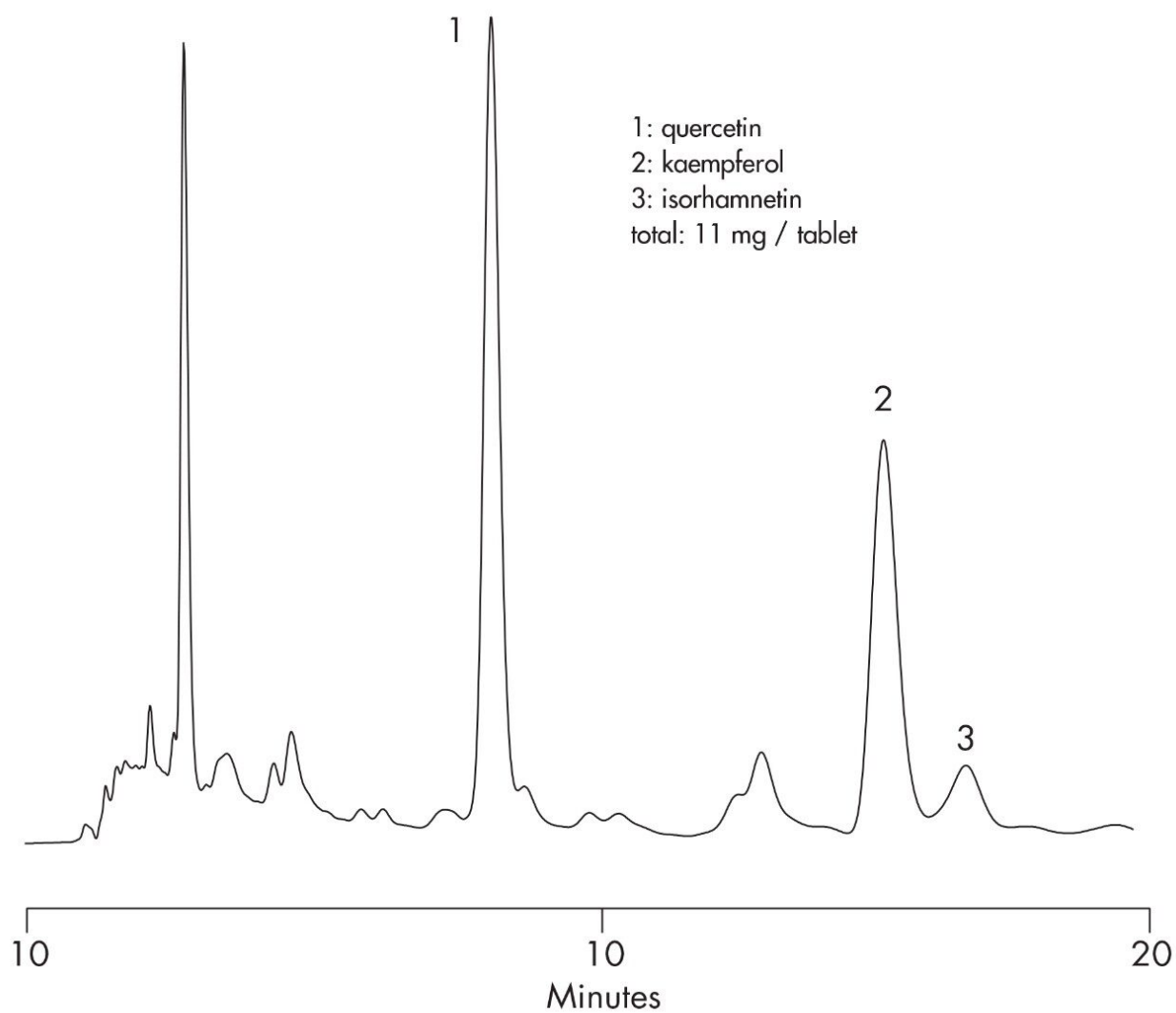
Results and Discussion



Ginkgo extract before SPE
cleanup



Ginkgo extract after SPE cleanup
using Oasis® HLB



Featured Products

WA31764.83, June 2003

