


응용 자료

## Ecstasy (MDMA) and Metabolites by LC-MS/MS

---

Waters Corporation



This is an Application Brief and does not contain a detailed Experimental section.

---

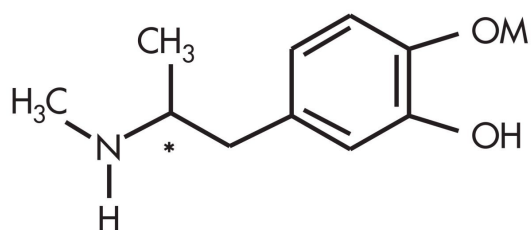
---

## Abstract

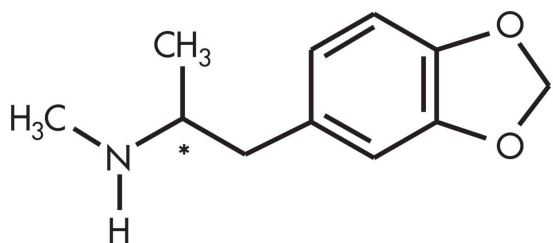
This application brief highlights about the analysis of MDMA and its metabolites by LC-MS/MS method

---

## Introduction



ECSTASYMETABOLITE  
(HMMA)



ECSTASY (MDMA)

---

## Experimental

### HPLC Conditions

---

Column:	XTerra MS C <sub>18</sub> 2.1 x 150 mm, 3.5 µm
Part number:	186000408
Mobile phase A:	20 mM NH <sub>4</sub> HCO <sub>3</sub> , pH 9.0
Mobile phase B:	MeOH
Flow rate:	0.2 mL/min
Isocratic mobile phase composition:	70% A; 30% B
Injection volume:	15 µL
Temperature:	30 °C
Detection:	MS ESI+
Instrument:	Alliance 2695, Micromass ZQ

## MS Conditions

Instrument:	Waters/Micromass ZQ
Ion source:	Electrospray Positive
Source temperature:	150°C
Desolvation temperature:	350°C

## OASIS® MCX EXTRACTION METHOD

Oasis® MCX Extraction Cartridge, 1 cc/60 mg  
Part Number 186000252

### CONDITION:

1 mL methanol/1 mL water

### LOAD :

Prepare Sample glucuronidase, pH 5.2  
8 hrs @ 37° 1 mL sample

### WASH 1:

2 mL 0.1 N HCl  
locks drugs by cation exchange

### WASH 2:

1 mL methanol  
removes acidic and neutral interferences

### RE-EQUILIBRATE:

1 mL water

### WASH 3:

1 mL 70:30 5% NH<sub>4</sub>OH/methanol  
removes most basic interferences

### ELUTE:

2 x 1 mL methanol (10% NH<sub>4</sub>OH)

---

## Results and Discussion

### Ions Monitored

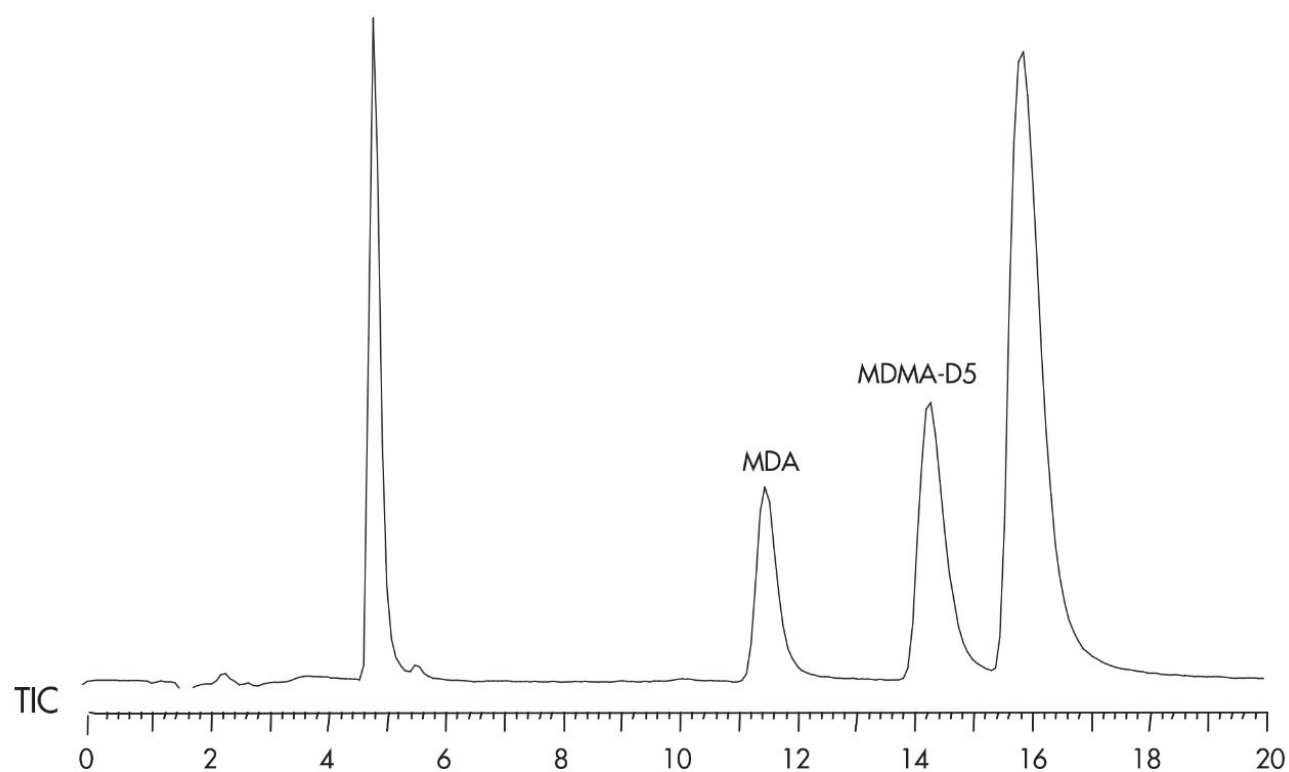
MDMA		HMMA	
Ion ( <i>m/z</i> )	Cone (V)	Ion ( <i>m/z</i> )	Cone (V)
194.11	25.0	196.16	20.0
163.08	37.5	165.08	37.5
135.00	55.0	137.00	55.0

MDA	
Ion ( <i>m/z</i> )	Cone (V)
180.0	20.0
163.08	37.5
135.00	55.0

Analytes (LCMS)	Recovery (%)	Concentration (µg/mL)	RSD (%)
MDMA	108.0	0.10	9.8
	89.3	0.50	4.9
	88.1	1.25	4.6
	98.8	2.50	3.7
	99.9	5.00	5.7
MDA	103.0	0.10	8.8
	84.2	0.50	13.9
	83.8	1.25	9.8
	95.4	2.50	9.0
	104.5	5.00	13.4
	93.7	20.00	13.1
HMMA	90.5	0.04	8.2
	88.1	0.25	4.5
	84.8	0.50	5.4
	94.8	1.00	4.0
	100.0	2.00	5.3
	97.9	8.00	11.4

## Compounds

1. 4-Hydroxy-3-methoxymetmamphetamine (HMMA).
2. 3,4-Methylenedioxyamphetamine (MDA)
3. MDMA-D5 (ISTD)
4. 3,4-Methylenedioxymethamphetamine (MDMA)



Analysis at pH 9 allows good peak shape and maximum retention for basic compounds with no modifiers that can interfere with LC-MS analysis. Do not try this with traditional silica based columns.

---

## Featured Products

Alliance HPLC System <<https://www.waters.com/534293>>

WA31764.72, June 2003

© 2022 Waters Corporation. All Rights Reserved.