

Nota applicativa

Antiepileptics and Metabolites

Waters Corporation

This is an Application Brief and does not contain a detailed Experimental section.

Abstract

This application brief details on the analysis of antiepileptics and its metabolites using Symmetry Columns.

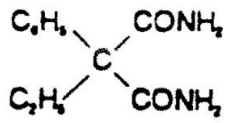
Introduction

The compounds analyzed in this study are:

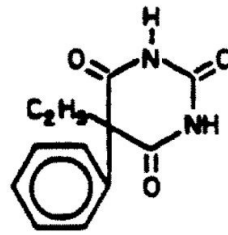
1. 2-Phenyl-2ethylmalonamide
 2. Phenobarbital
 3. p-Hydroxyphenobarbital
 4. Carbamezapine-10,11-epoxide
 5. Primidone
 6. Carbamezapine
-

7. 10,11-Dihydrocarbamazepine

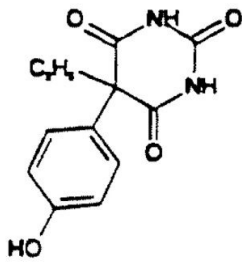
8. Phenytoin



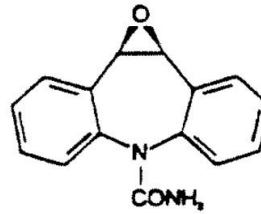
1. 2-Phenyl-2ethylmalonamide



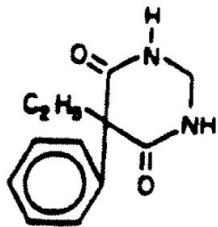
4. Phenobarbital



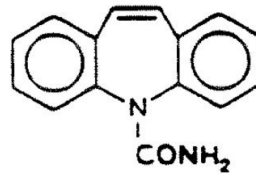
2. p-Hydroxyphenobarbital



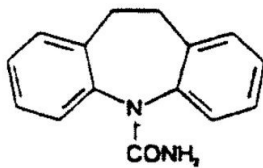
5. Carbamazepine-10,11-epoxide



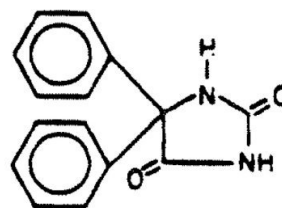
3. Primidone



6. Carbamazepine



7. 10,11-Dihydrocarbamazepine



8. Phenytoin

Experimental

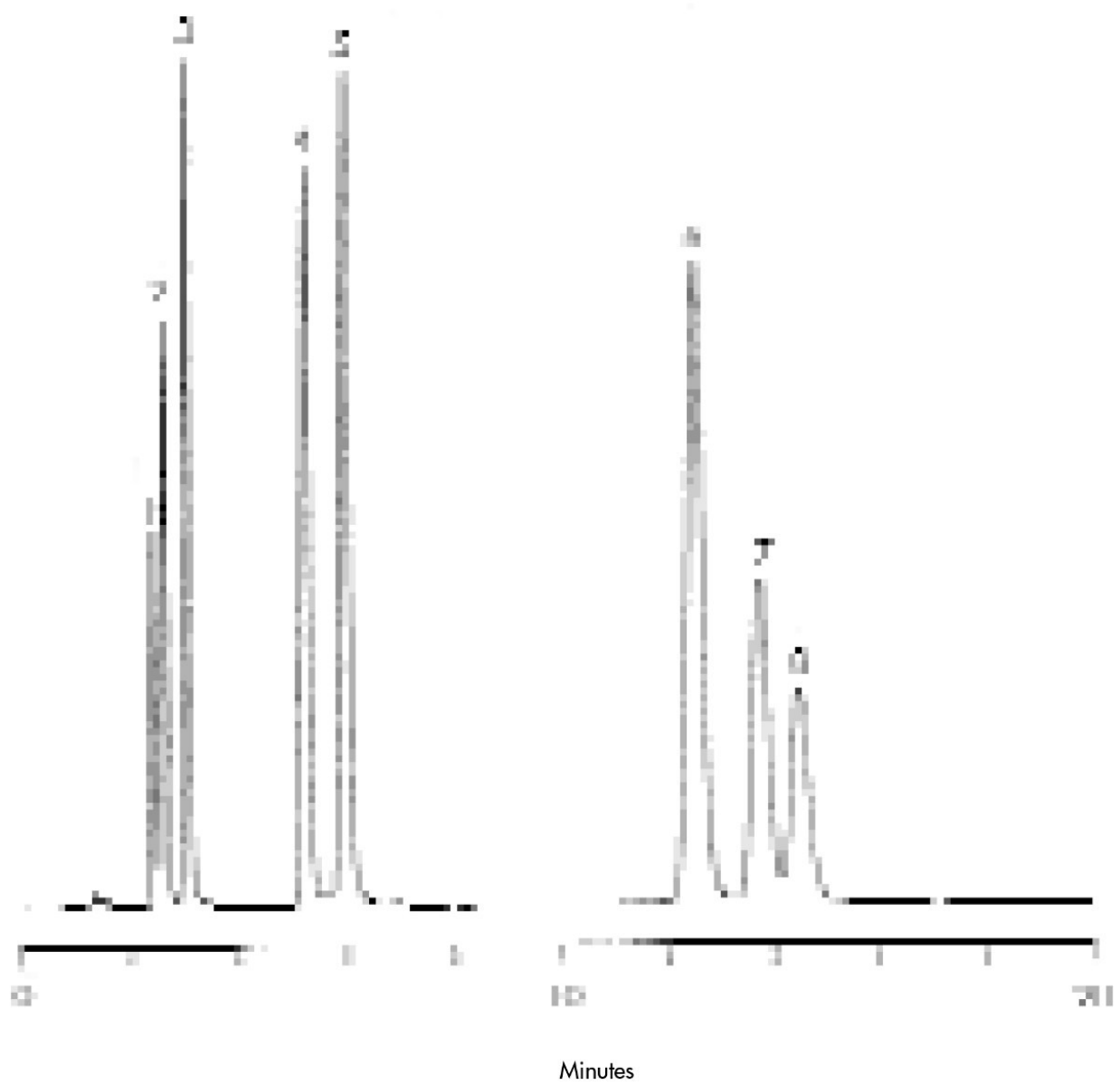
HPLC Method

Column:	Symmetry C ₈ , 3.9 x 150 mm, 5 µm
Guard column:	Symmetry Guard Column 3.9 x 20 mm, 5 µm
Part numbers:	Column - WAT046970, Guard - WAT054250
Mobile phase:	100 mM potassium phosphate, pH 6.9/acetonitrile/methanol/water 17:25:5:53
Flow rate:	1.0 mL/min
Injection volume:	5 µL of 25µg/mL sample
Detection:	UV @ 214 nm

USP Tailing Factors

1. NA
2. NA
3. 1.13
4. 1.17
5. 1.10
6. 1.17
7. NA
8. NA

Results and Discussion



Featured Products

WA31763.30, June 2003

© 2022 Waters Corporation. All Rights Reserved.