

Acyclovir in Plasma

Waters Corporation



This is an Application Brief and does not contain a detailed Experimental section.

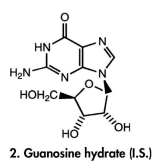
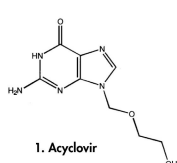
Abstract

This application brief highlights the analysis of Acyclovir in plasma using SymmetryShield columns.

Introduction

Compounds used in this study are:

1. Acyclovir
2. Guanosine hydrate



Experimental

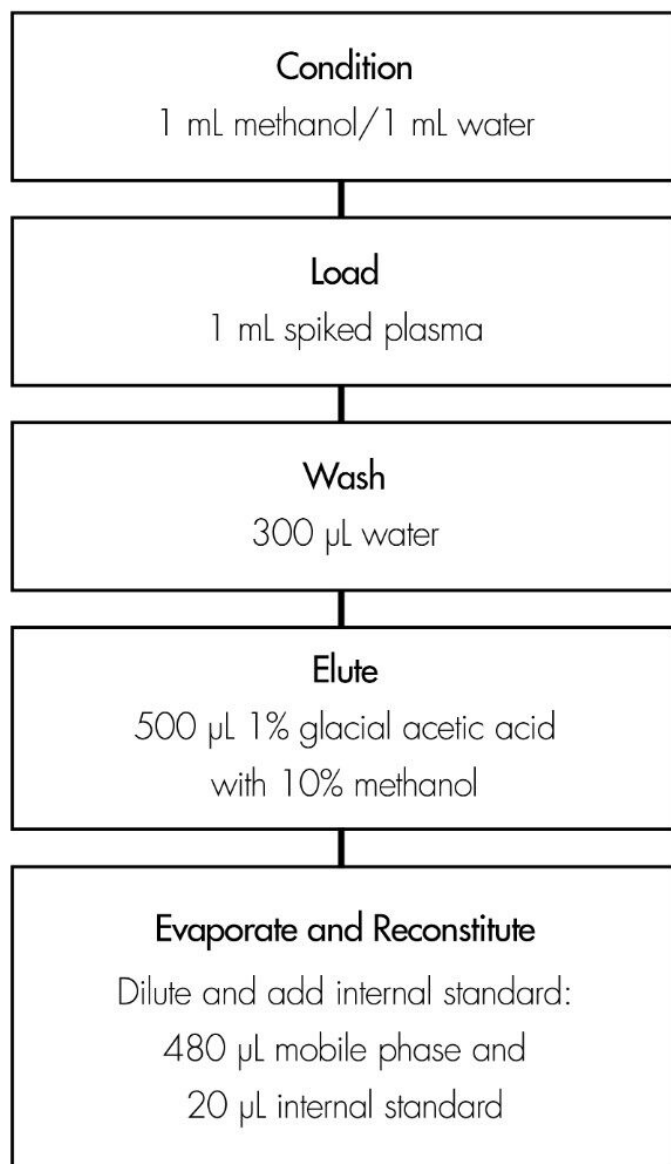
HPLC Method

Column:	SymmetryShield RP ₈ , 3.9 x 20 mm, 5 µm (p/n: WAT200655)
Guard column:	Sentry guard column 3.9 x 20 mm, 5 µm (p/n: WAT200675)
Mobile phase:	20 mM ammonium acetate, pH 5
Flow rate:	1.0 mL/min
Injection volume:	50 µL
Detection:	UV @ 250 nm

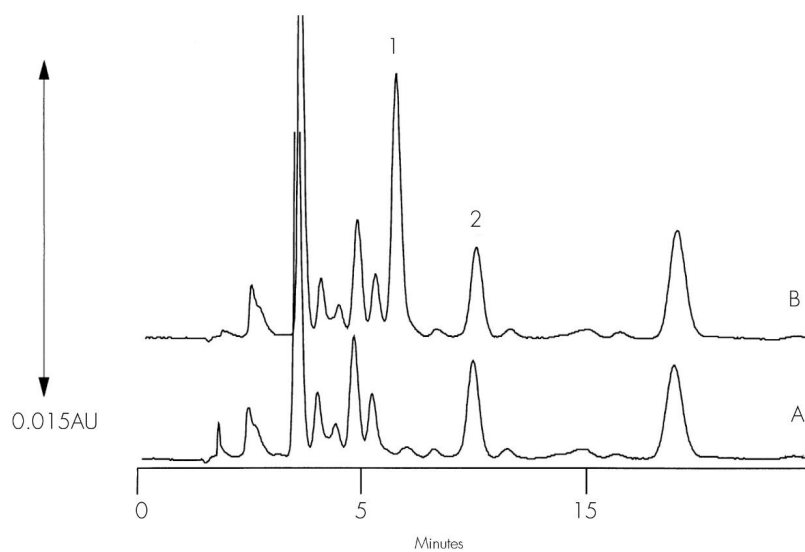
Oasis® HLB Extraction Method

Oasis® HLB 1 cc/30 mg Extraction Cartridge

Part Number WAT094225



Results and Discussion



Compound	Concentration µg/mL	% Recovery	%RSD (n=6)
Acyclovir	1.0	95.1%	3.4%
	0.20	98.3%	5.0%

Featured Products

WA31763.17, June 2003