

Testosterone Esters in Serum

Waters Corporation



This is an Application Brief and does not contain a detailed Experimental section.

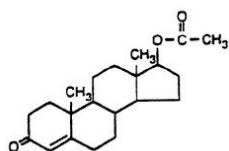
Abstract

This application brief demonstrates analysis of testosterone esters in serum.

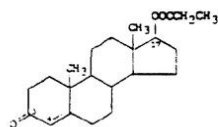
Introduction

The compounds used in this study are –

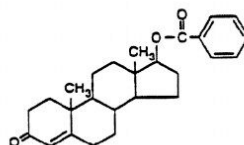
1. Testosterone acetate
2. Testosterone propionate
3. Testosterone benzoate
4. Testosterone enanthate (I.S.)



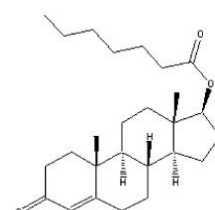
1. Testosterone acetate



2. Testosterone propionate



3. Testosterone benzoate



4. Testosterone enanthate(I.S.)

Experimental

HPLC Method

Column:	Symmetry C ₈ , 4.6 x 75 mm, 3.5 µm
Guard column:	Sentry Guard Column, 3.9 x 20 mm, 5 µm
Part numbers:	Column - WAT066224, Guard - WAT054225
Mobile phase:	Acetonitrile/water 60:40
Flow rate:	1.5 mL/min

Injection volume:

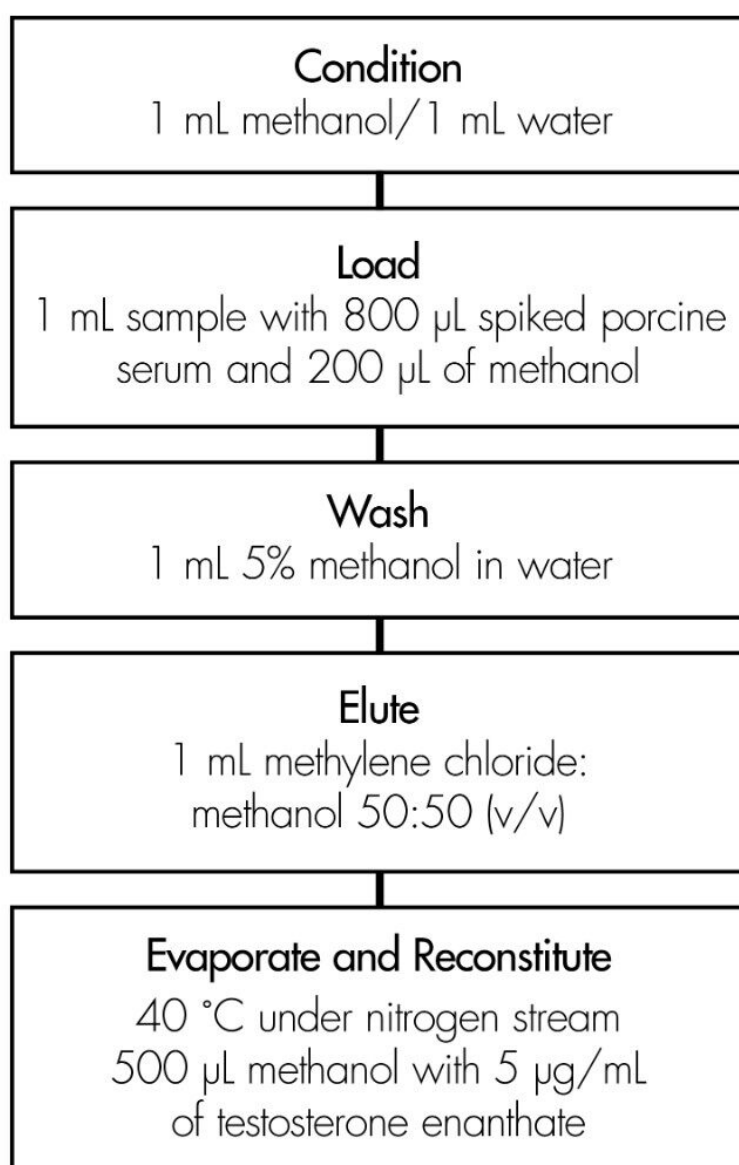
20 μ L of reconstituted porcine serum extract

Detection:

UV @ 254 nm

Oasis[®] HLB Extraction Method

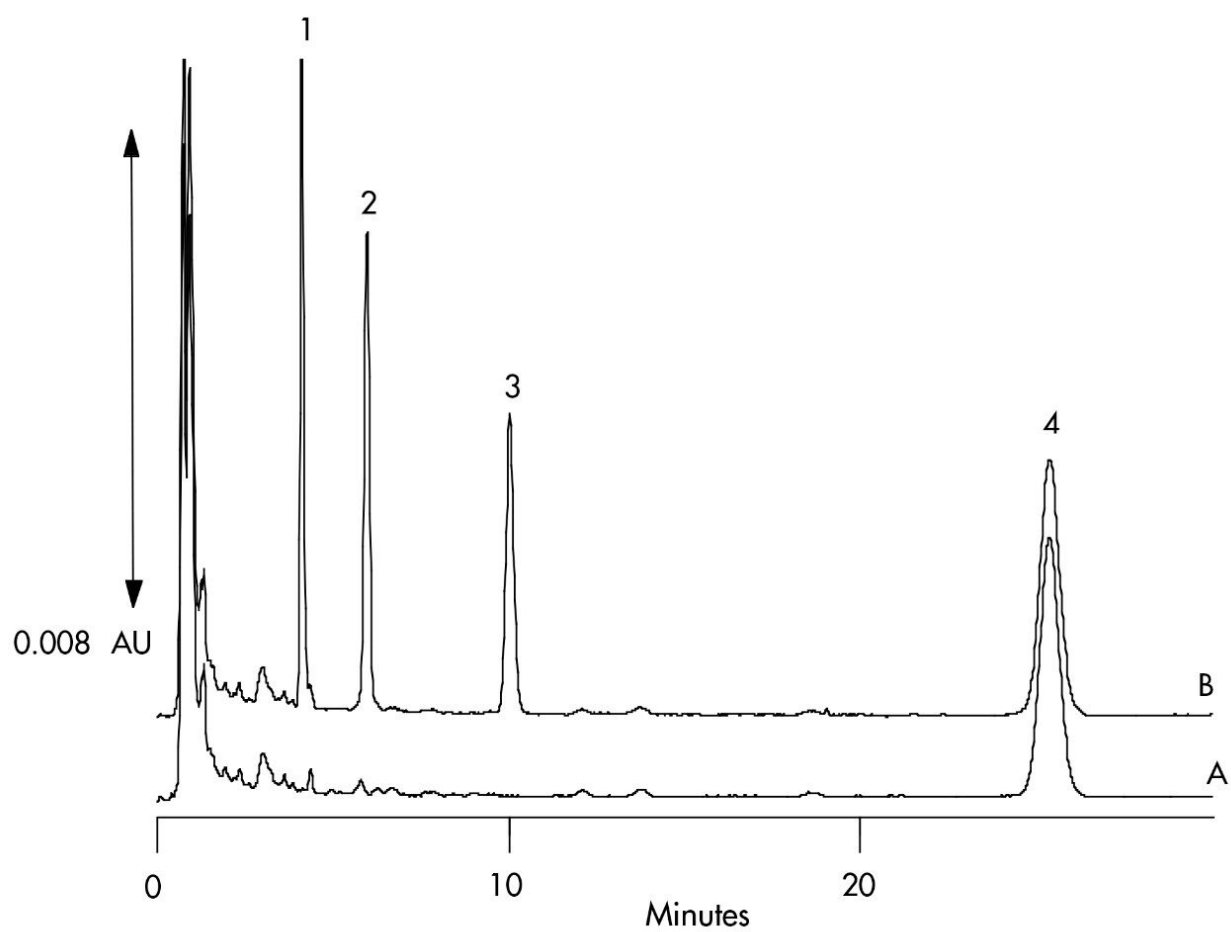
Oasis[®] HLB 1 cc/30 mg Extraction Cartridge
Part Number WAT094225



Results and Discussion

Compound	Concentration µg/mL	% Recovery	%RSD (n=6)
Testosterone	1.00	98%	1.2%
Acetate	0.200	94%	3.7%
Testosterone	1.00	100%	1.9%
Propionate	0.200	94%	4.3%
Testosterone	1.00	94%	1.6%
Benzoate	0.200	87%	3.2%

Chromatogram of Serum Extracts: A) Blank B) Spiked Sample



Featured Products

WA31763.166, June 2003

