

## Testosterone Esters in Serum

---

Waters Corporation



This is an Application Brief and does not contain a detailed Experimental section.

---

### Abstract

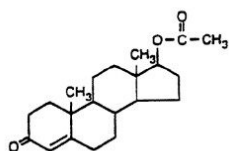
This application brief demonstrates analysis of testosterone esters in serum.

---

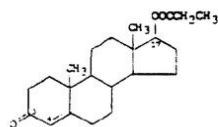
## Introduction

The compounds used in this study are –

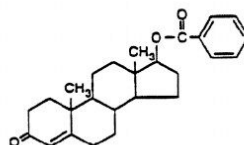
1. Testosterone acetate
2. Testosterone propionate
3. Testosterone benzoate
4. Testosterone enanthate (I.S.)



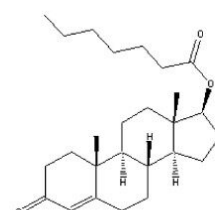
1. Testosterone acetate



2. Testosterone propionate



3. Testosterone benzoate



4. Testosterone enanthate(I.S.)

---

## Experimental

### HPLC Method

Column:

Symmetry C<sub>8</sub>, 4.6 x 75 mm, 3.5 μm

Guard column:

Sentry Guard Column, 3.9 x 20 mm, 5 μm

Part numbers:

Column - WAT066224, Guard - WAT054225

Mobile phase:

Acetonitrile/water 60:40

Flow rate:

1.5 mL/min

Injection volume:

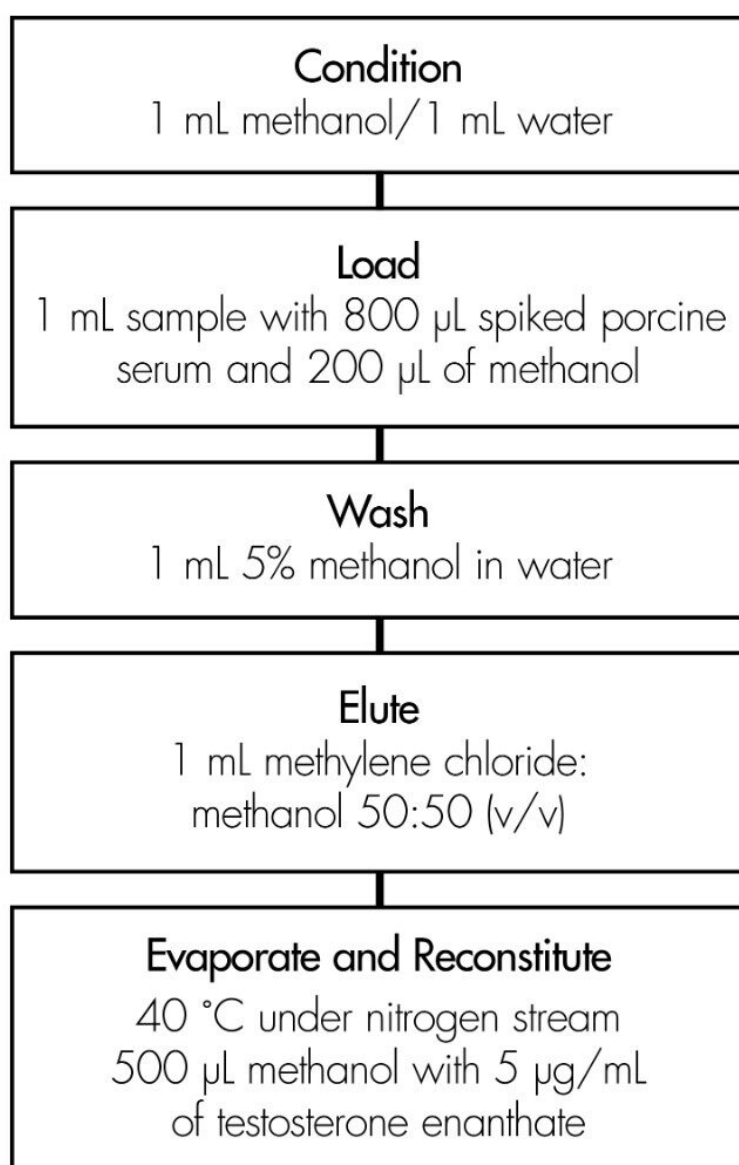
20  $\mu$ L of reconstituted porcine serum extract

Detection:

UV @ 254 nm

## **Oasis<sup>®</sup> HLB Extraction Method**

Oasis<sup>®</sup> HLB 1 cc/30 mg Extraction Cartridge  
Part Number WAT094225

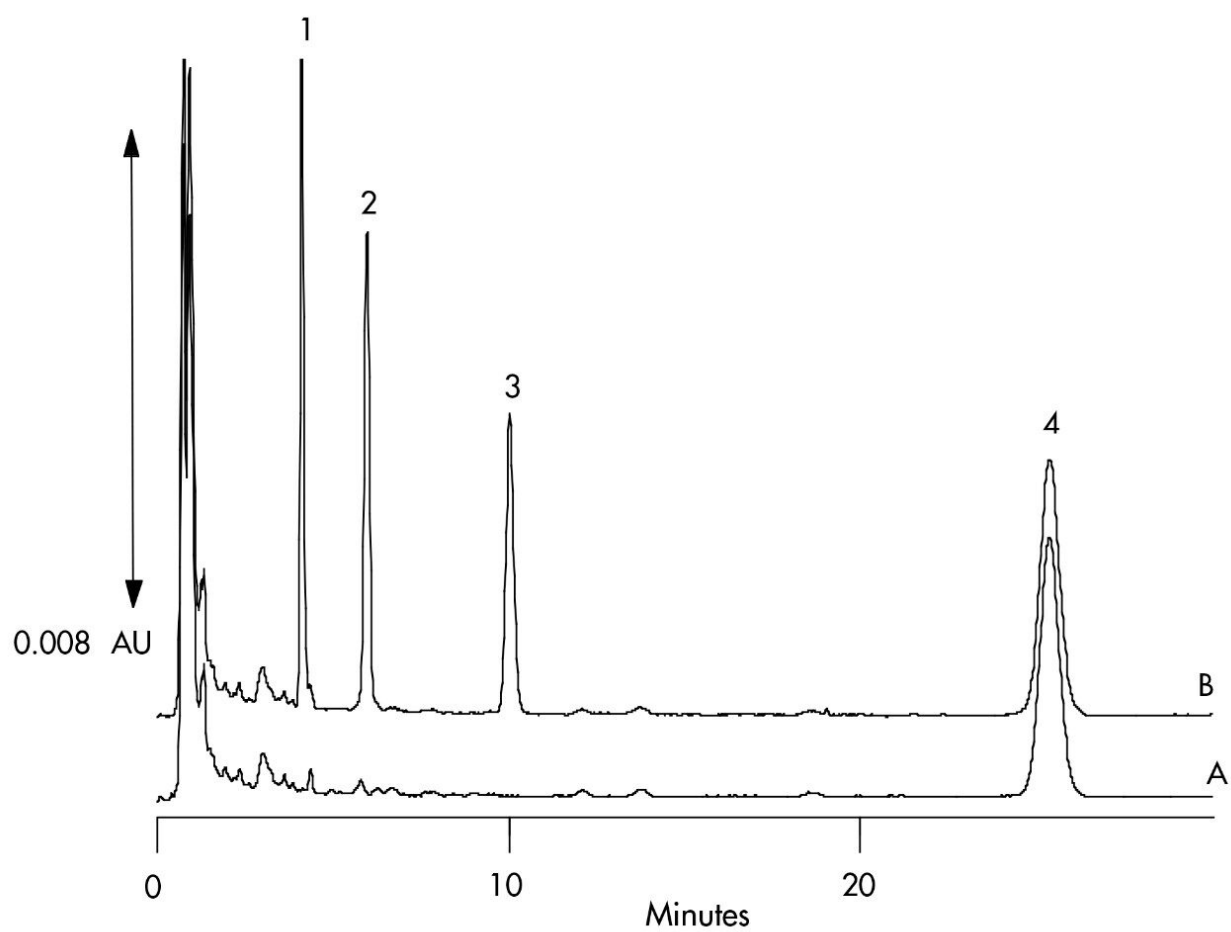


---

## Results and Discussion

Compound	Concentration µg/mL	% Recovery	%RSD (n=6)
Testosterone	1.00	98%	1.2%
Acetate	0.200	94%	3.7%
Testosterone	1.00	100%	1.9%
Propionate	0.200	94%	4.3%
Testosterone	1.00	94%	1.6%
Benzoate	0.200	87%	3.2%

## Chromatogram of Serum Extracts: A) Blank B) Spiked Sample



---

## Featured Products

WA31763.166, June 2003

