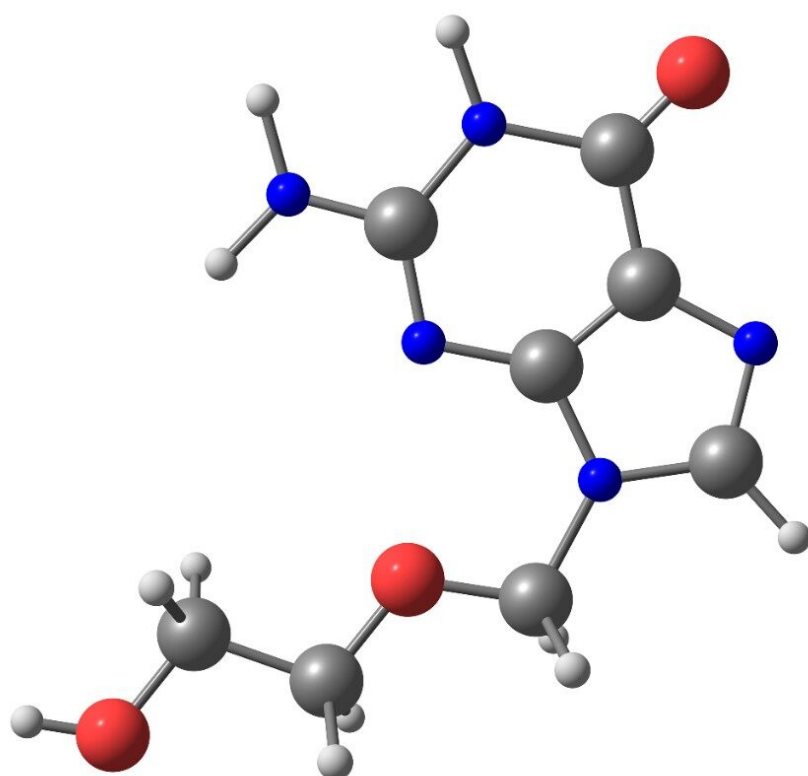


응용 자료

## Acyclovir

---

Waters Corporation



This is an Application Brief and does not contain a detailed Experimental section.

---

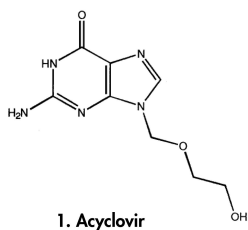
## Abstract

This application brief highlights the analysis of acyclovir using SymmetryShield columns.

---

## Introduction

Acyclovir is studied in this application brief.



---

## Experimental

### HPLC Method

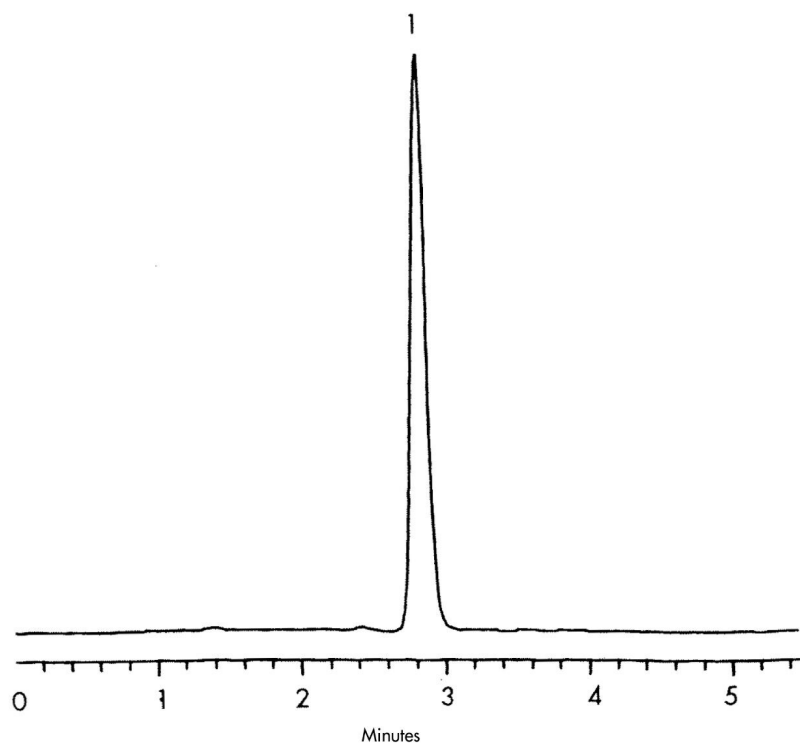
Column:	SymmetryShield RP <sub>8</sub> , 4.6 x 150 mm, 5 µm (p/n: 186000109)
Mobile phase:	20 mM, pH 7.0 phosphate buffer/acetonitrile 95:5
Flow rate:	1.0 mL/min
Injection volume:	5 µL
Detection:	UV @ 254 nm

### USP Tailing Factors

1. 1.1

---

## Results and Discussion



---

## Featured Products

WA31763.16, June 2003