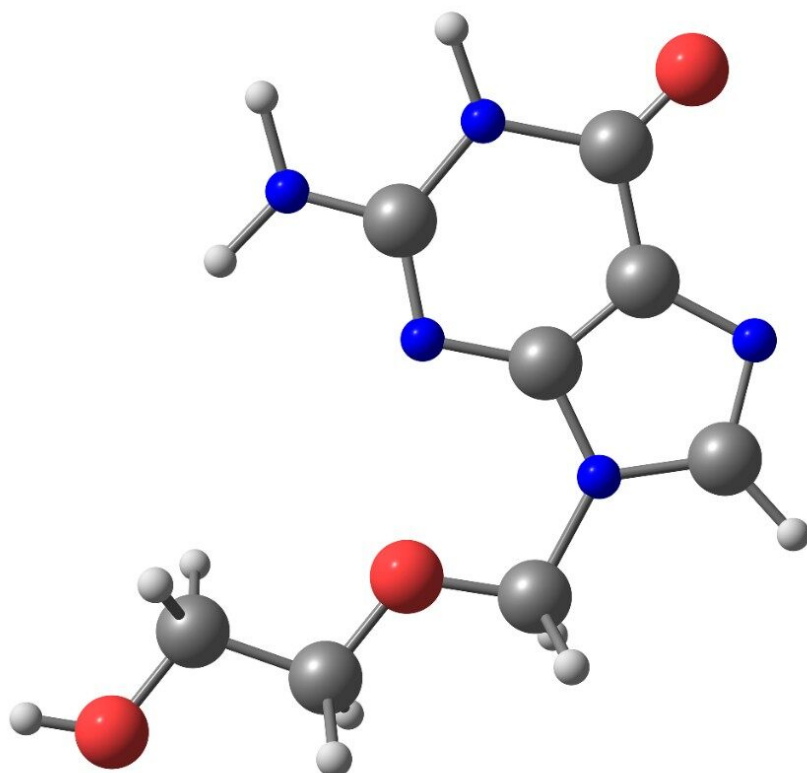


Acyclovir

Waters Corporation



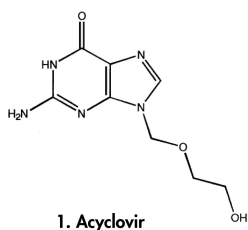
This is an Application Brief and does not contain a detailed Experimental section.

Abstract

This application brief highlights the analysis of acyclovir using SymmetryShield columns.

Introduction

Acyclovir is studied in this application brief.



Experimental

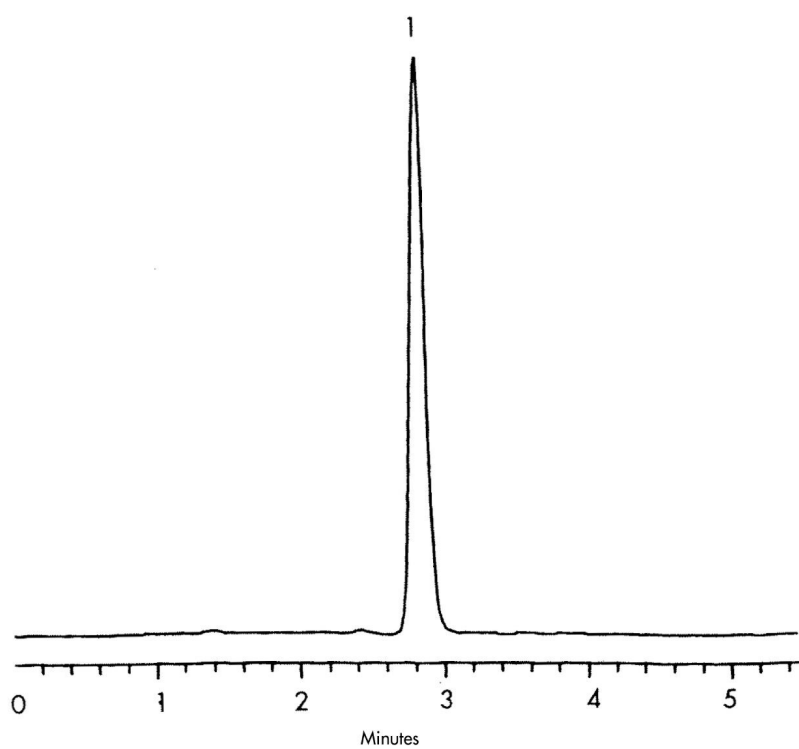
HPLC Method

Column:	SymmetryShield RP ₈ , 4.6 x 150 mm, 5 µm (p/n: 186000109)
Mobile phase:	20 mM, pH 7.0 phosphate buffer/acetonitrile 95:5
Flow rate:	1.0 mL/min
Injection volume:	5 µL
Detection:	UV @ 254 nm

USP Tailing Factors

1. 1.1

Results and Discussion



Featured Products

WA31763.16, June 2003