

## Steroids in Serum

---

Waters Corporation



This is an Application Brief and does not contain a detailed Experimental section.

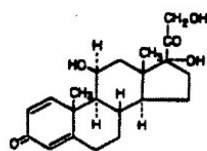
### Abstract

This application brief demonstrates analysis of steroids in serum.

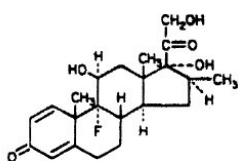
## Introduction

The compounds used in this study are –

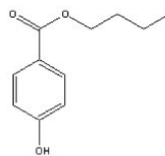
1. Prednisolone
2. Betamethasone
3. Butyl Paraben (I.S.)
4. Betamethasone Valerate



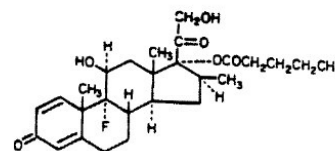
**1. Prednisolone**



**2. Betamethasone**



**3. Butyl Paraben (I.S.)**



**4. Betamethasonevalerate**

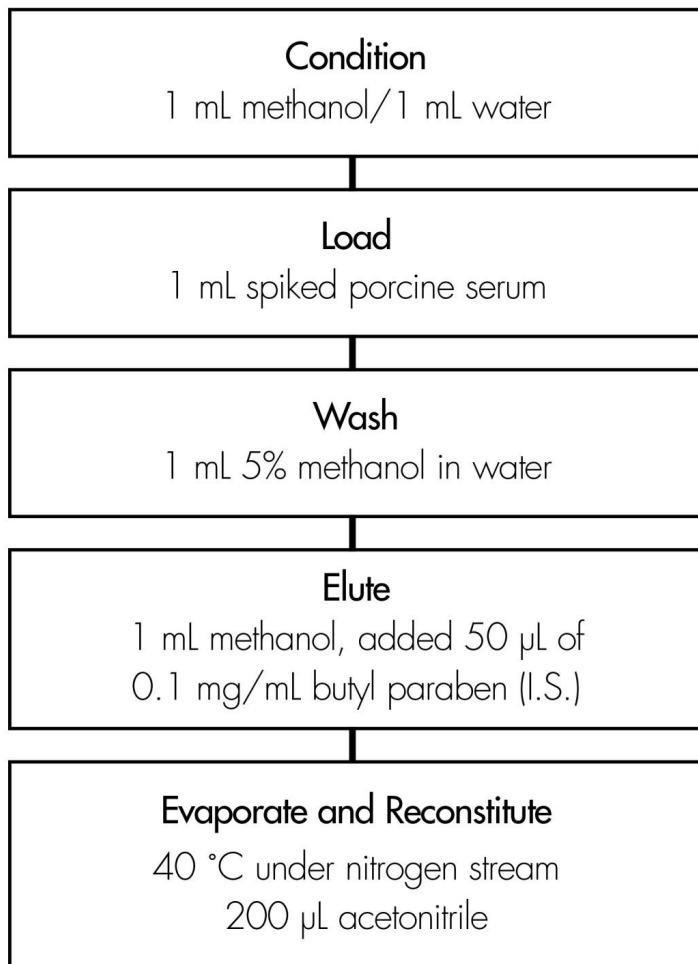
## Experimental

### HPLC Method

Column:	Symmetry Shield RP <sub>8</sub> , 3.9 x 150 mm, 5 µm
Guard column:	Sentry Guard Column 3.9 x 20 mm, 5µm
Part numbers:	Column - WAT200655, Guard - WAT200675
Mobile phase:	20 mM potassium phosphate, pH 7/methanol 41:59
Flow rate:	1.0 mL/min
Injection volume:	5 µL of reconstituted porcine serum extract

## Oasis® HLB Extraction Method

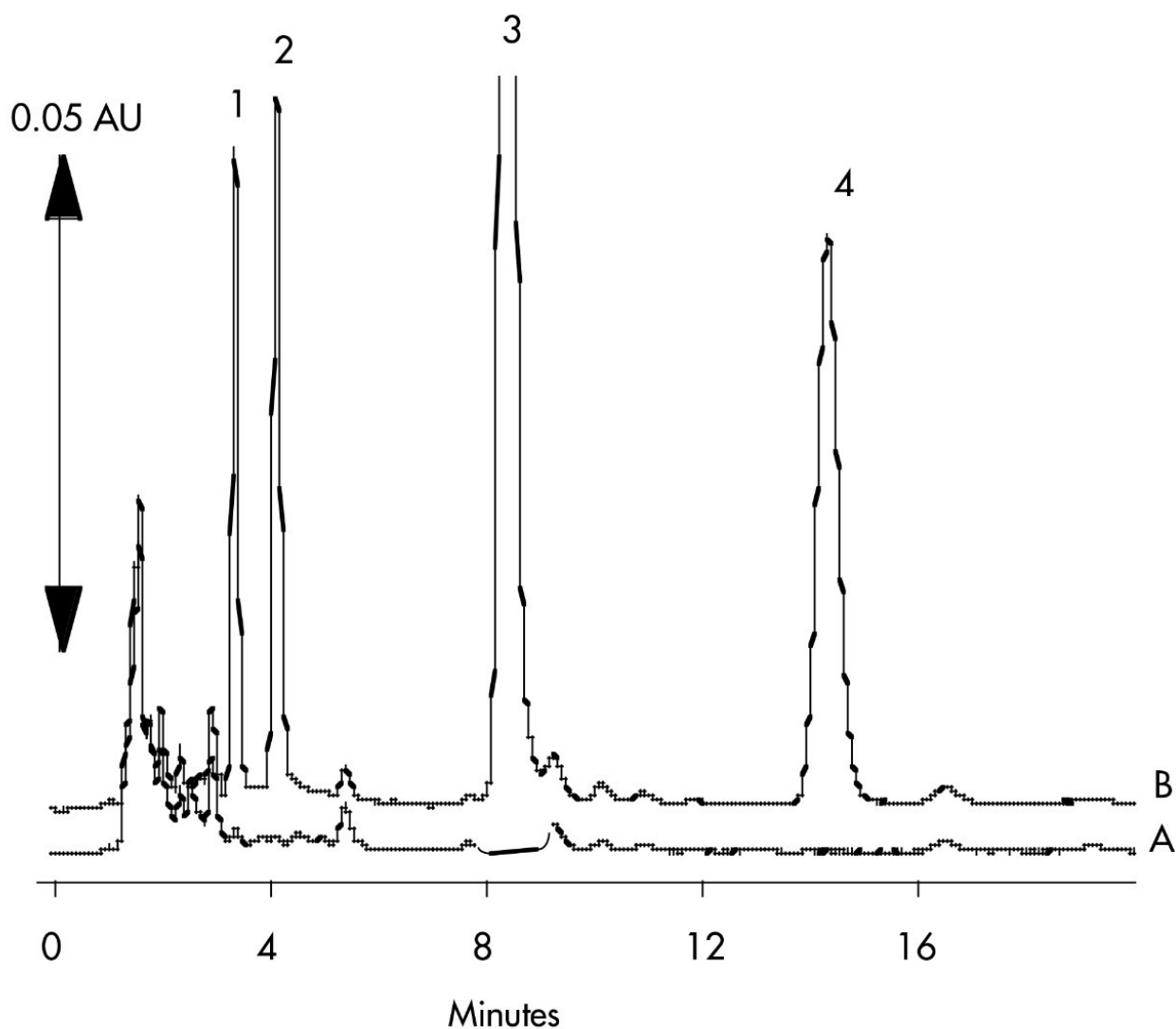
Oasis® HLB 1 cc/30 mg Extraction Cartridge  
Part Number WAT094225



## Results and Discussion

Compound	Concentration $\mu\text{g/mL}$	% Recovery	%RSD (n=6)
Prednisolone	1.00	93.8%	4.7%
	5.00	92.0%	1.4%
Betamethasone	1.00	85.7%	2.3%
	5.00	91.3%	1.5%
Betamethasone	4.00	95.4	2.2%
Valerate	20.00	9.06	1.3%

Chromatogram of Serum Extracts: A) Blank B) Spiked Sample



## Featured Products

WA31763.150, June 2003



© 2021 Waters Corporation. All Rights Reserved.