

Nota de aplicación

Salicylic Acid and Related Compounds in Serum

Waters Corporation



This is an Application Brief and does not contain a detailed Experimental section.

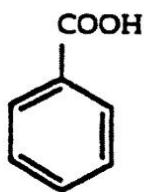
Abstract

This application brief demonstrates analysis salicylic acid and related compounds in serum.

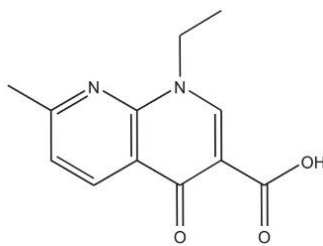
Introduction

The compounds used in this study are –

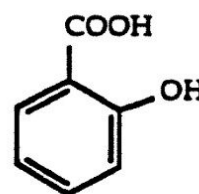
1. Benzoic acid
2. Nalidixic acid (I.S.)
3. Salicylic acid



1. Benzoic acid



2. Nalidixic acid(I.S.)



3. Salicylic acid

Experimental

HPLC Method

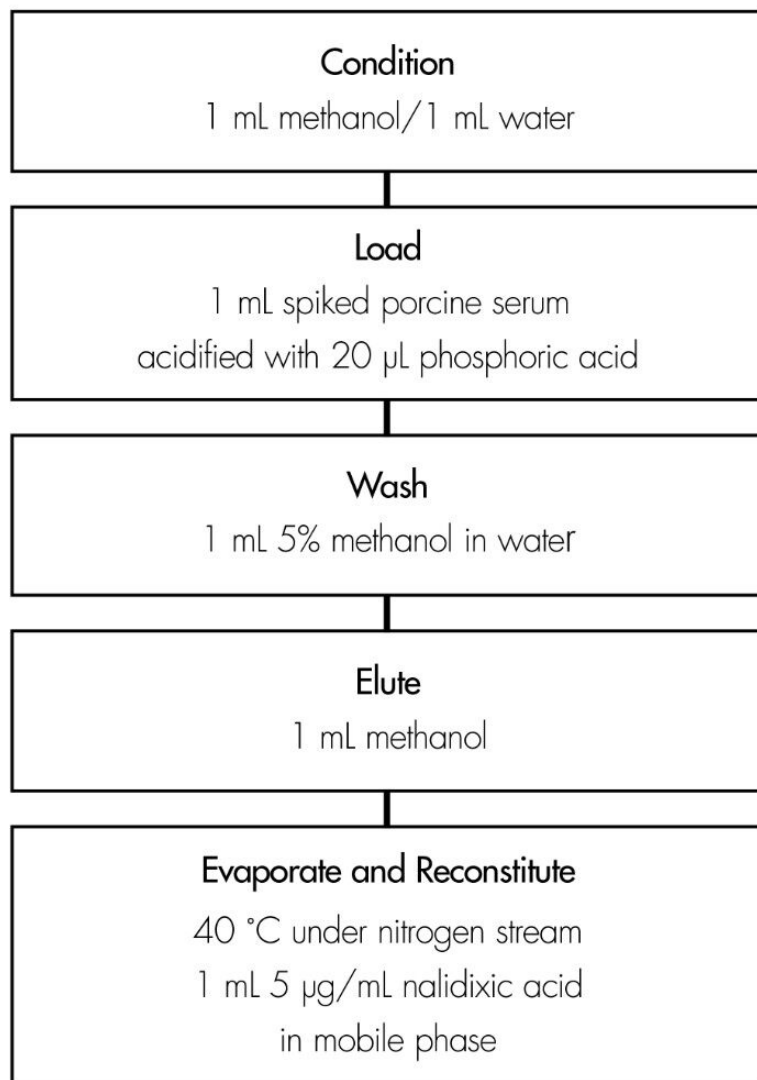
Column:	Symmetry Shield RP ₈ , 3.0 x 150 mm, 5 µm
Guard column:	Sentry Guard Column, 3.9 x 20 mm, 5 µm
Part numbers:	Column - WAT094243, Guard - WAT200675
Mobile phase:	1.2% glacial acetic acid/acetonitrile 75:25

Flow rate:	0.6 mL/min
Injection volume:	10 μ L of reconstituted porcine serum extract
Temperature:	40 °C
Detection:	UV @ 236 nm

Oasis® HLB Extraction Method

Oasis® HLB 1 cc/30 mg Extraction Cartridge

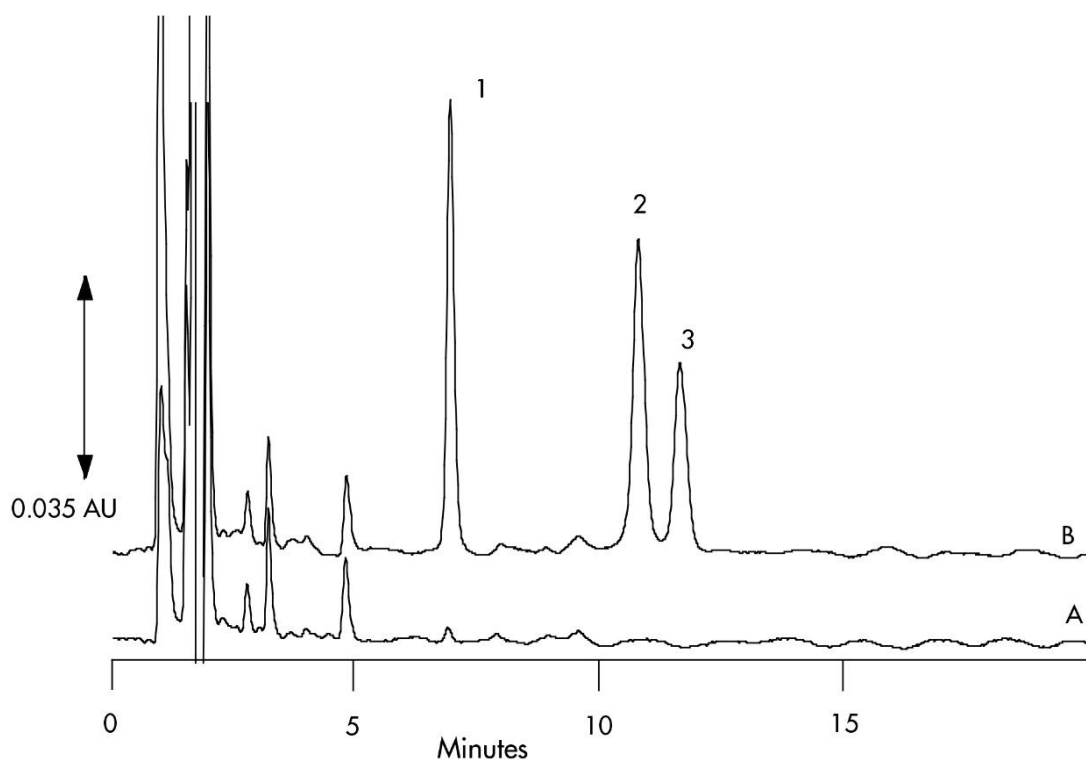
Part Number WAT094225



Results and Discussion

Compound	Concentration µg/mL	% Recovery	%RSD (n=6)
Benzoic acid	0.100	84.8%	3.8%
	0.500	87.1%	3.0%
Salicylic acid	0.100	92.3%	5.0%
	0.500	91.3%	3.3%

Chromatogram of Serum Extracts: A) Blank B) Spiked Sample



Featured Products

