



Purine Alkaloids

Waters Corporation



This is an Application Brief and does not contain a detailed Experimental section.

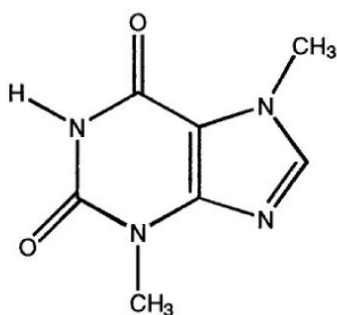
Abstract

This application brief highlights the analysis of Purine Alkaloids using Symmetry Shield Columns.

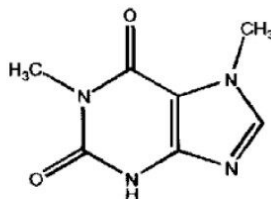
Introduction

The compounds analyzed in this study are:

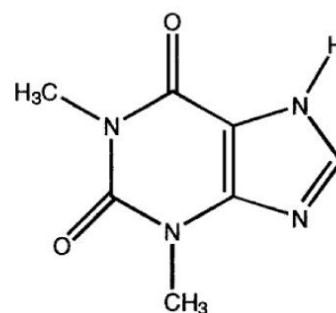
1. Theobromine
2. Paraxanthine
3. Theophylline
4. β -hydroxyethyltheophylline (I.S.)
5. Caffeine



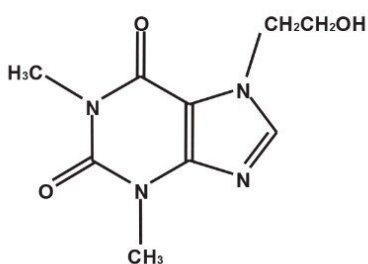
1. Theobromine



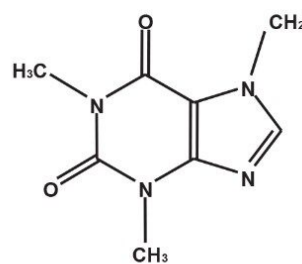
2. Paraxanthine



3. Theophylline



4. β -hydroxyethyltheophylline (I.S.)



5. Caffeine

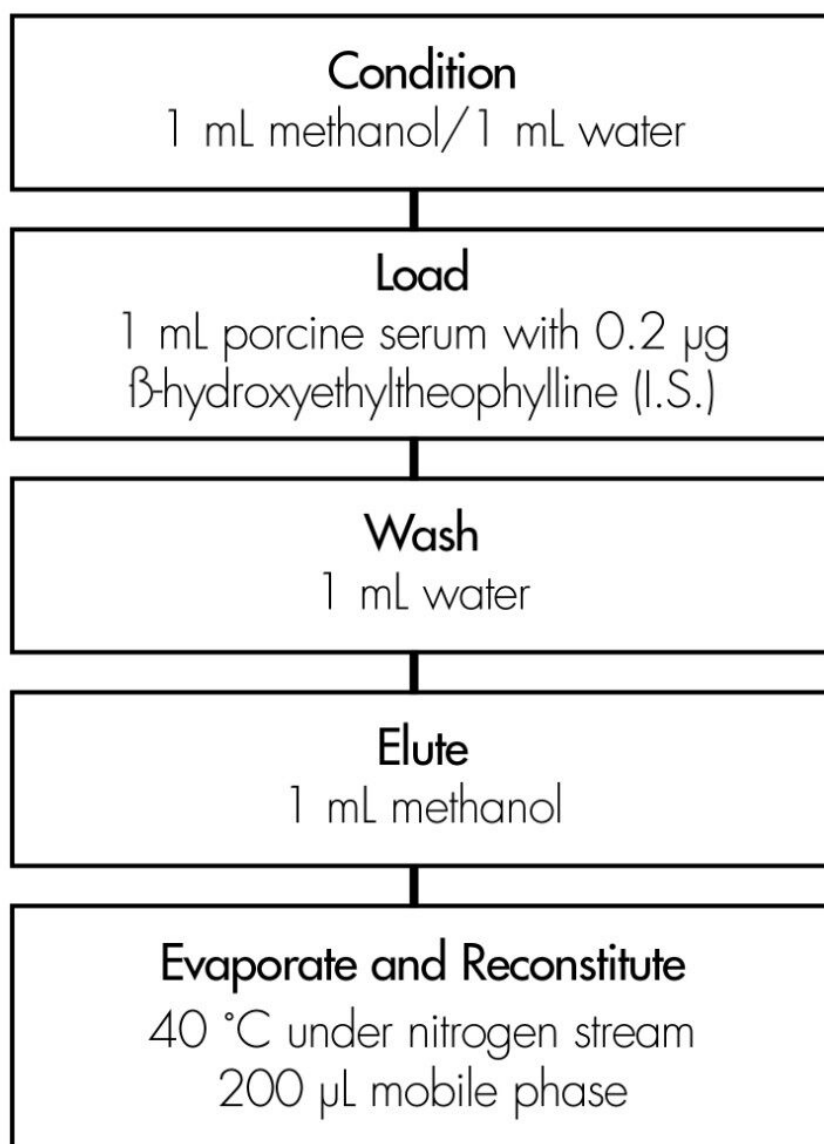
Experimental

HPLC Method

Column:	Symmetry Shield RP ₈ , 3.9 x 150 mm, 5 μm
Guard column:	Symmetry Guard Column, 3.9 x 20 mm, 5 μm
Part numbers:	Column - WAT094243, Guard - WAT200675
Mobile phase:	20 mM potassium phosphate, pH 5/methanol 95:5
Flow rate:	0.6 mL/min
Injection volume:	20 μL of reconstituted porcine serum extract
Detection:	UV @ 273 nm

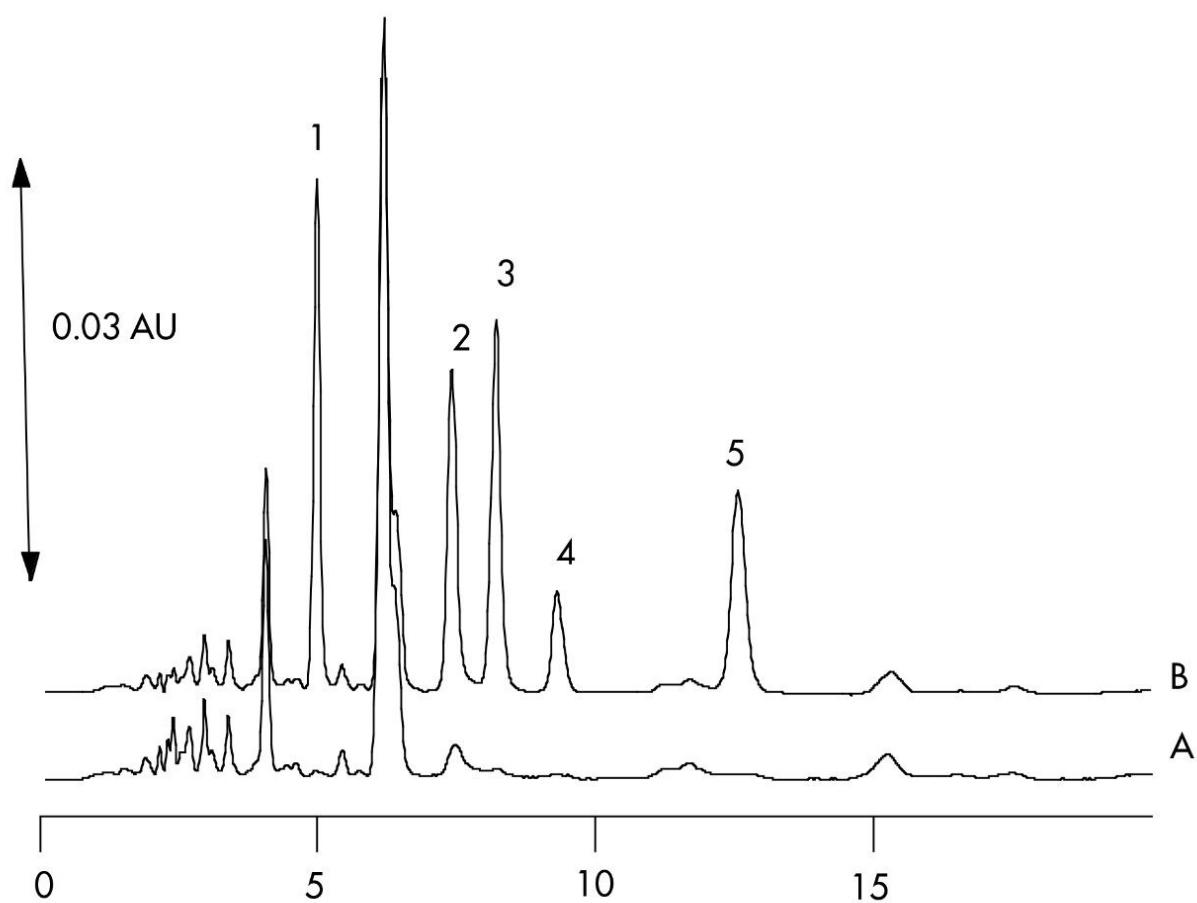
Oasis® HLB Extraction Method

Oasis® HLB 1 cc/30 mg Extraction Cartridge
Part Number WAT094225



Results and Discussion

Compounds	% Recovery \pm % RSD
1. Benomyl	65 \pm 10
2. Carbaryl	N/A
3. Atrazine	N/A
4. Bisphenol A	83 \pm 2



Chromatogram of Serum Extracts: A) Blank B) Spiked Sample.

Featured Products

WA31763.140, June 2003

© 2021 Waters Corporation. All Rights Reserved.