


Application Note

Pharmaceutical Test Mix - 4.6 x 20 mm Intelligent Speed Separation

Waters Corporation



This is an Application Brief and does not contain a detailed Experimental section.

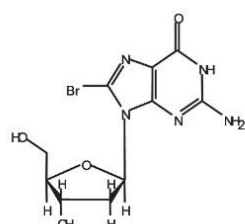
Abstract

This application brief highlights the analysis of pharmaceutical test mix using Symmetry and SymmetryShield RP₁₈ columns.

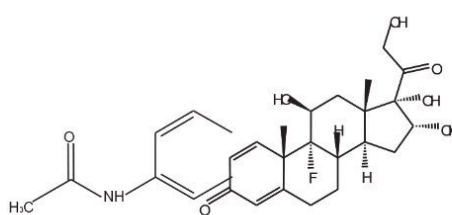
Introduction

Compounds used in this application brief are:

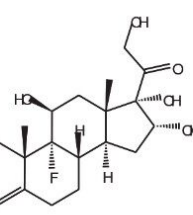
1. 8-Bromoguanosine
2. Acetanilide
3. Triamcinolone
4. Hydrocortisone
5. 2-Amino-7-chloro-5-oxo-5H-[1]benzopyrano[2,3-b]pyridine-3-carbonitrile
6. 6 λ Methyl-17 λ -hydroxyprogesterone
7. 3-Aminofluoranthene
8. 2-Bromofluorene
9. Perylene
10. Naphtho(2,3-a)pyrene



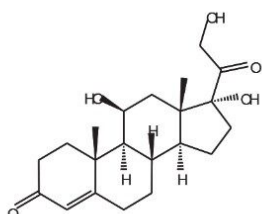
1. 8-Bromoguanosine



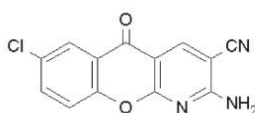
2. Acetanilide



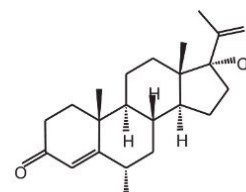
3. Triamcinolone



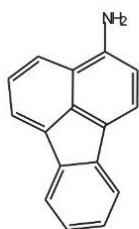
4. Hydrocortisone



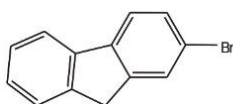
5. 2-Amino-7-chloro-5-oxo-5H-[1]benzopyrano
[2,3-b]pyridine-3 carbonitrile



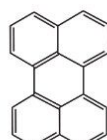
6. 6a-Methyl-17a-hydroxyprogesterone



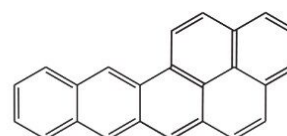
7. 3-Aminofluorathene



8. 2-Bromofluorene



9. Perylene



10. Naphtho(2,3-a)pyrene

Experimental

HPLC Method

Column:

Symmetry C₁₈, 4.6 x 20 mm, 3.5 µm IS (p/n: 186002090)

SymmetryShield RP₁₈, 4.6 x 20 mm, 3.5 µm IS
(p/n: 186002092)

Mobile phase A:

0.1% HCOOH in Water

Mobile phase B:

0.1% HCOOH in ACN

Flow rate:

3.0 mL/min

Injection volume:

10 µL

Temperature:

30° C

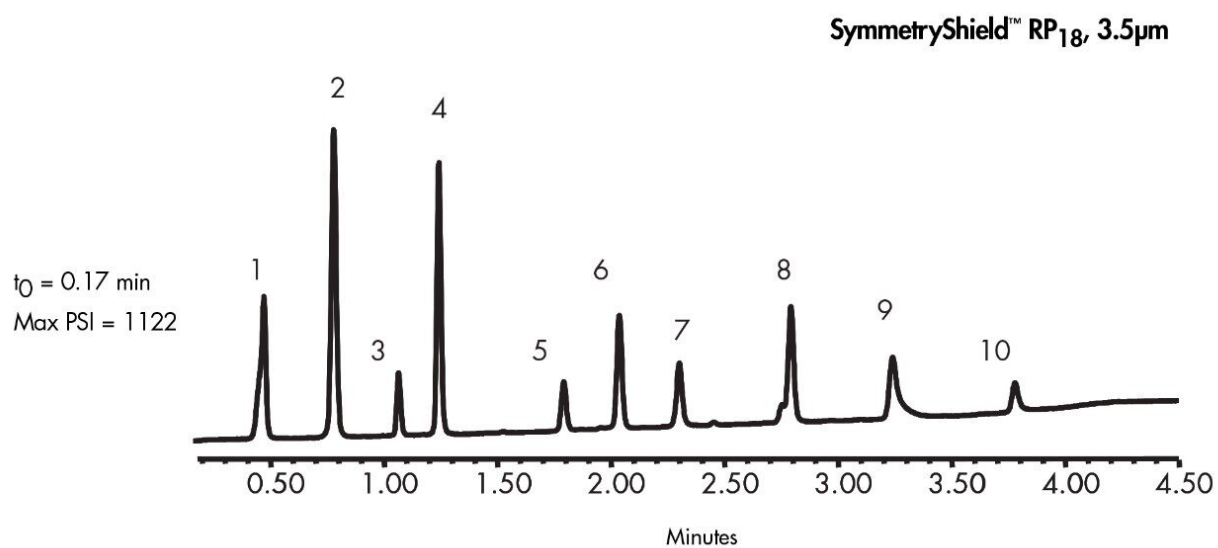
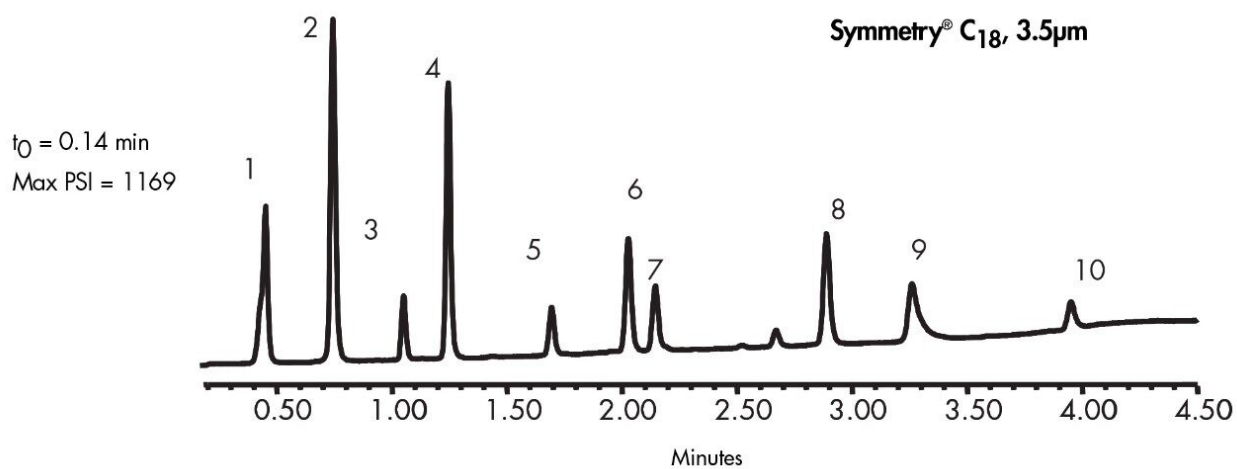
Detection:

UV @ 254 nm

Gradient

Time (min)	Profile	
	%A	%B
0	100	0
4	0	100

Results and Discussion



Featured Products

WA31763.123, June 2003

