

Nota applicativa

## Oxycodone in Serum

---

Waters Corporation



This is an Application Brief and does not contain a detailed Experimental section.

---

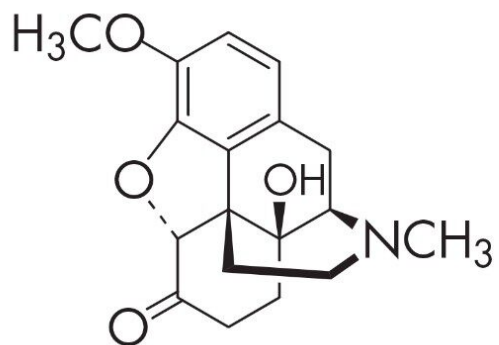
### Abstract

This application brief highlights the analysis of oxycodone in serum using SymmetryShield RP<sub>8</sub>.

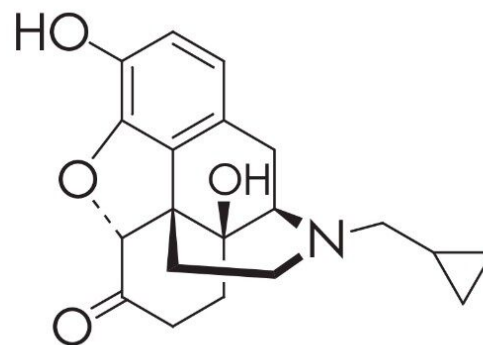
---

## Introduction

Compounds used in this application brief are Oxycodone and Naltrexone (I.S.).



**1. Oxycodone**



**2. Naltrexone (I.S.)**

---

## Experimental

### HPLC Method

Column:	SymmetryShield RP <sub>8</sub> , 3 x 150 mm, 5 μm (p/n: WAT094243)
Guard column:	Sentry RP <sub>8</sub> , guard column, 3.9 x 20 mm, 5 μm (p/n: WAT200675)
Mobile phase:	20 mM ammonium acetate, pH 5/acetonitrile, 90:10
Flow rate:	0.6 mL/min

Injection volume: 20  $\mu$ L of reconstituted porcine serum extract

Temperature: 25° C

Detection: UV @240 nm

# Oasis<sup>®</sup> HLB Extraction Method

Oasis<sup>®</sup> HLB 1 cc/30mg Extraction Cartridge  
Part Number WAT094225

**Condition:**  
1 mL methanol/1 mL water

**Load:**  
1 mL spiked porcine serum with  
0.2 µg naloxone (I.S.)

**Wash:**  
1 mL 5% methanol in water

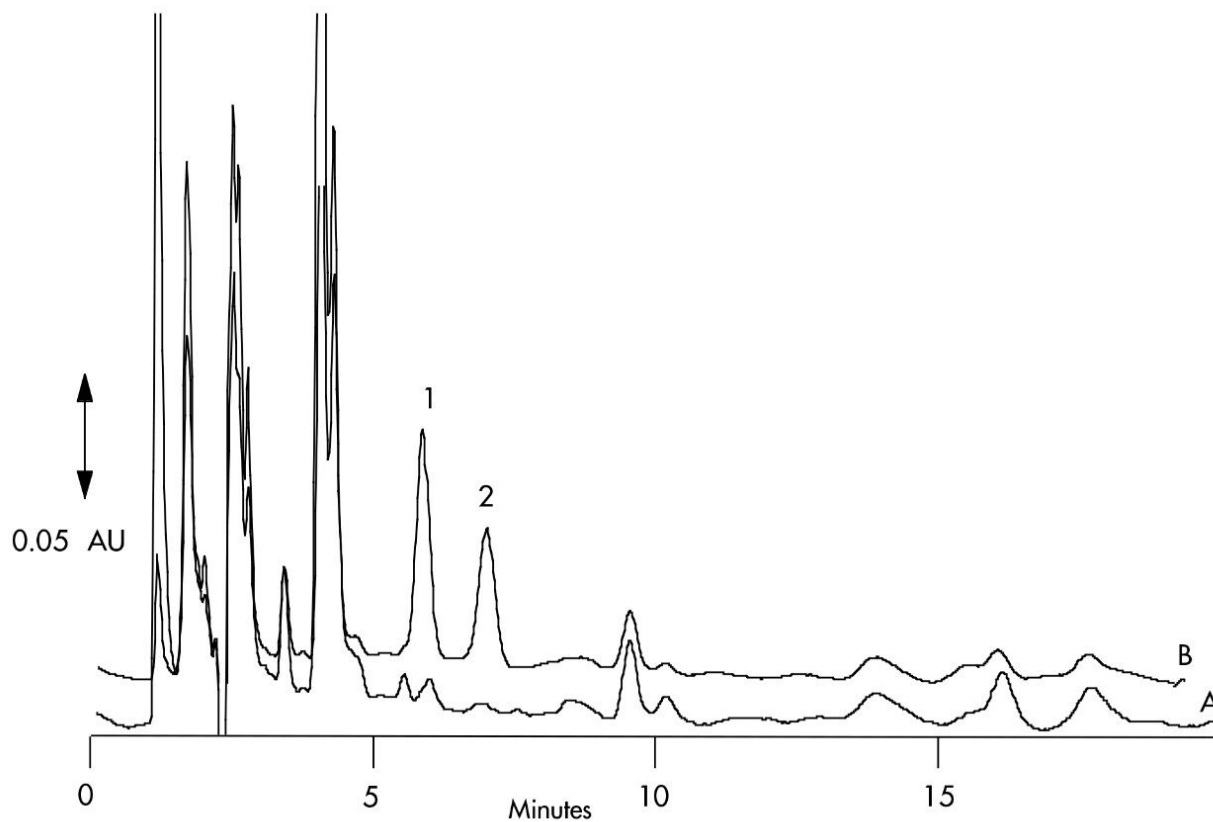
**Elute:**  
1 mL methanol

**Evaporate and Reconstitute:**  
40° C under nitrogen stream,  
200 µL mobile phase

Compound	Concentration $\mu\text{g/mL}$	% Recovery	%RSD (n=6)
Oxycodone	0.200	96.0%	6.4%
	1.00	97.9%	1.0%

---

## Results and Discussion



---

## Featured Products

WA31763.114, June 2003

© 2021 Waters Corporation. All Rights Reserved.