

응용 자료

Acetaminophen and Codeine

Waters Corporation



This is an Application Brief and does not contain a detailed Experimental section.

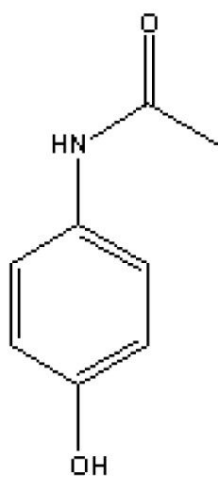
Abstract

This application brief highlights the analysis of acetaminophen and codeine using Symmetry C₈ columns.

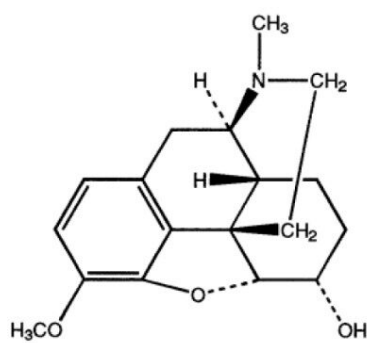
Introduction

Compounds analyzed in this study are:

1. Acetaminophen
2. Codeine



1. Acetaminophen



2. Codeine

Experimental

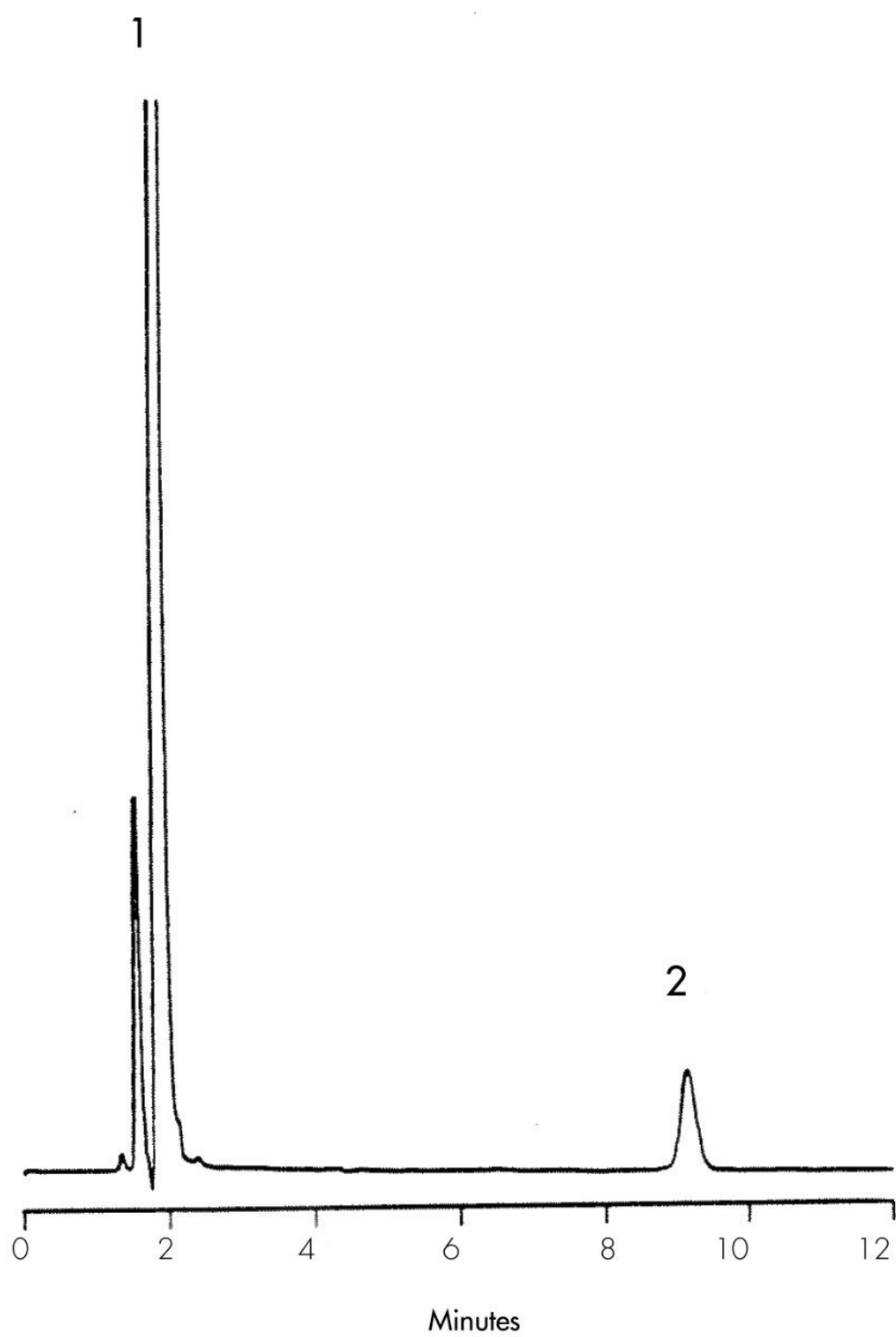
HPLC Method

Column:	Symmetry C ₈ , 3.9 x 150 mm, 5 µm (p/n: WAT046970)
Mobile phase:	10 mM docusate sodium in methanol/water/THF/phosphoric acid 60:36:4:1
Flow rate:	0.75 mL/min
Injection volume:	15 µL of 55 µg/mL acetaminophen and 35 µg of codeine sample
Detection:	UV @ 254 nm

USP Tailing Factors

1. 1.09
2. 1.04

Results and Discussion



Featured Products

WA31763.11, June 2003

© 2021 Waters Corporation. All Rights Reserved.