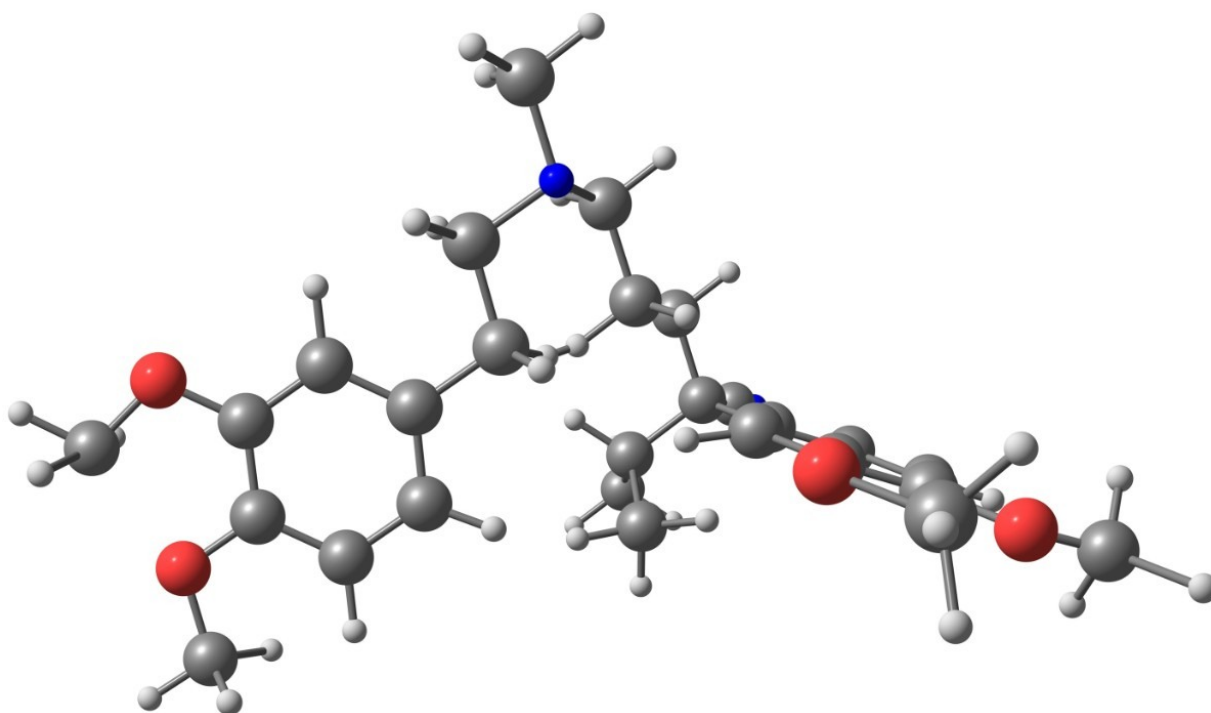


Verapamil in Plasma - LC/UV

Waters Corporation



This is an Application Brief and does not contain a detailed Experimental section.

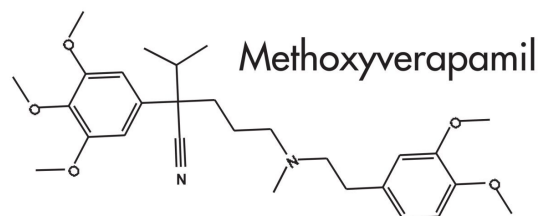
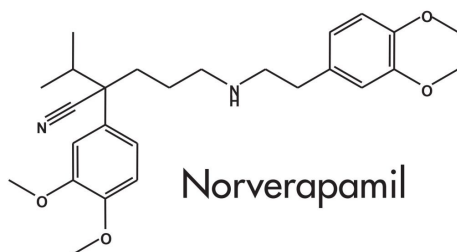
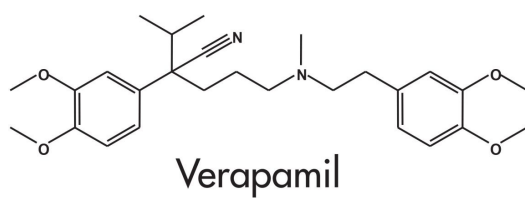
Abstract

This application brief highlights the analysis of verapamil in plasma using XTerra Phenyl columns

Introduction

Compounds used in this application brief are:

1. Verapamil
2. Methoxyverapamil (ISTD)
3. Norverapamil

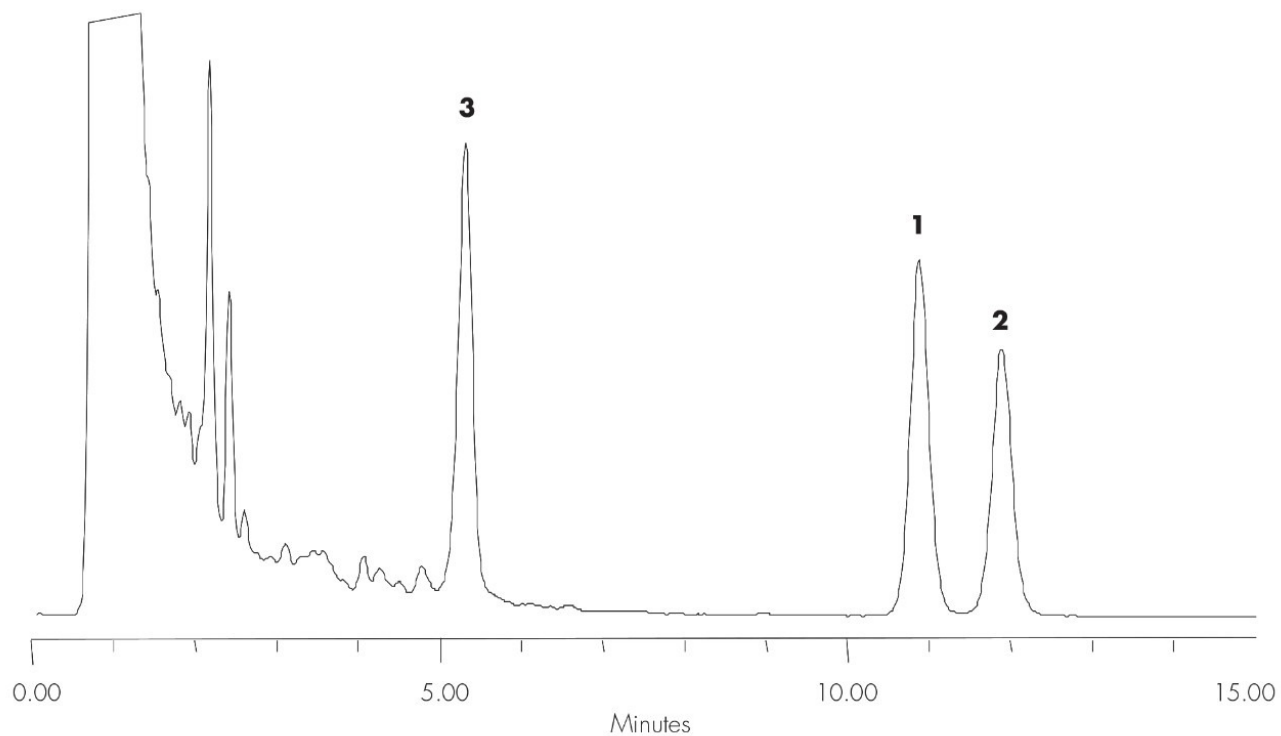


Experimental

HPLC Method

Column:	XTerra Phenyl, 4.6 x 100 mm, 3.5 μ m (p/n: 186001139)
Mobile phase A:	H ₂ O
Mobile phase B:	ACN
Mobile phase C:	100 mM NH ₄ HCO ₃ in H ₂ O, pH 9.0
Flow rate:	1.4 mL/min
Isocratic mobile phase composition:	53% A; 37% B; 10% C
Injection volume:	20 μ L
Temperature:	30 °C
Detection:	UV @ 230 nm
Instrument:	Alliance 2695, 2996 PDA

Results and Discussion



Featured Products

· [Alliance HPLC <https://www.waters.com/514248>](https://www.waters.com/514248)

WA20738.114, June 2002



© 2021 Waters Corporation. All Rights Reserved.