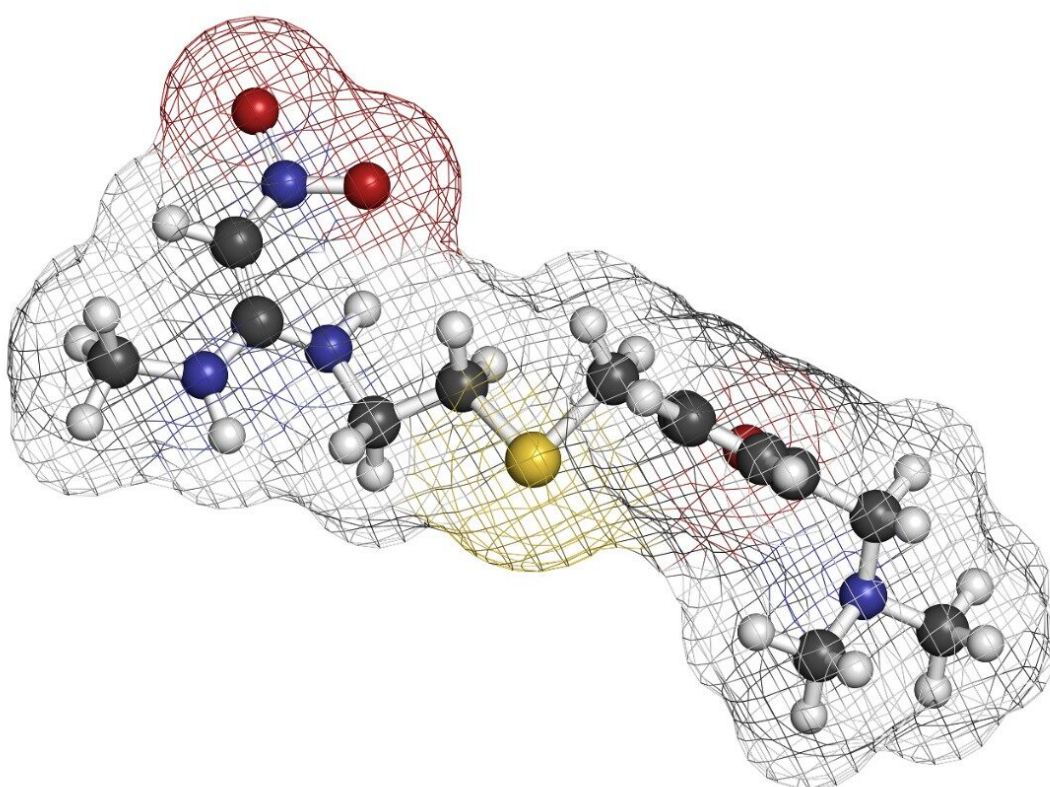


## Ranitidine in Rat Plasma

---

Waters Corporation



This is an Application Brief and does not contain a detailed Experimental section.

---

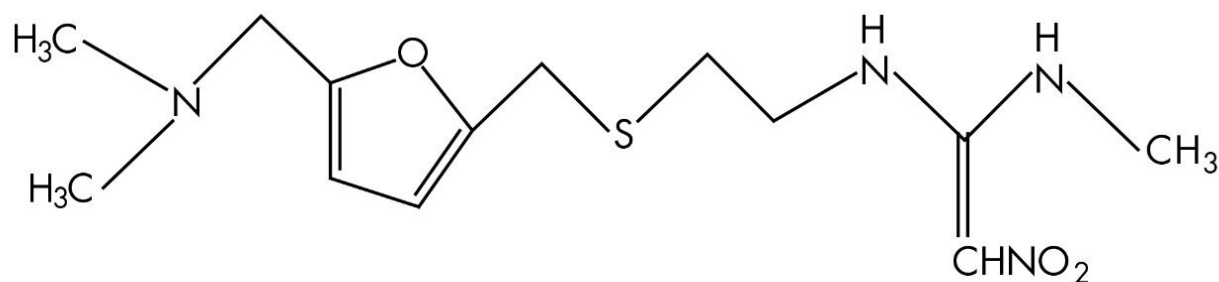
### Abstract

This application brief demonstrates analysis of ranitidine in rat plasma.

---

## Introduction

The compound analyzed in this study is ranitidine.



Ranitidine

---

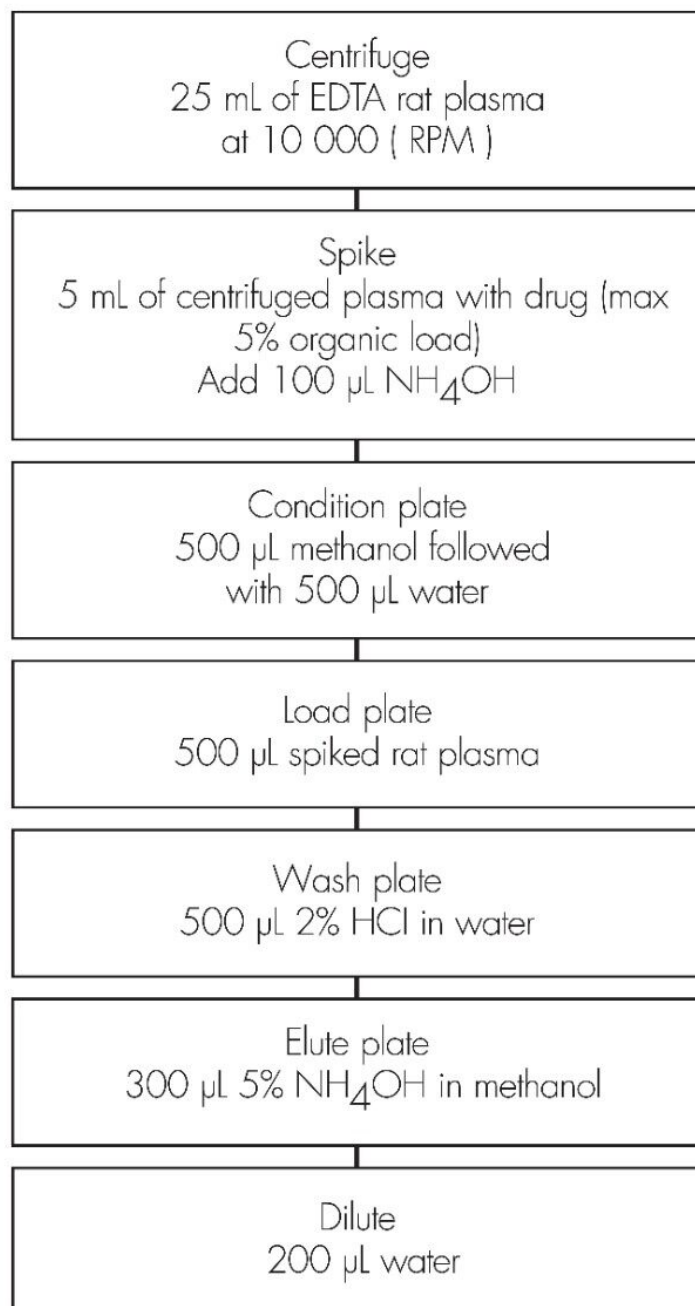
## Experimental

### Conditions

Column:	Xterra MS C <sub>18</sub> 2.1 x 30 mm, 3.5 µm
Part number:	186000398
Mobile phase A:	100 mM NH <sub>4</sub> COOH
Mobile phase B:	ACN
Isocratic mobile phase composition:	30% A; 70% B
Flow rate:	0.2 mL/min
Injection volume:	15 µL

Detection:	MS ESI+
Instrument:	Alliance 2790, Micromass Quattro Ultima
Ion source:	ESI+
Source temperature:	150 °C
Gas cell:	1.5e-3 mbar, 20eV
Desolvation temperature:	350 °C
Cone gas flow:	150 L/hr
Drying gas flow:	600 L/hr
Cone voltage:	20V

Oasis® MCX Extraction Method  
Oasis® MCX Extraction Plate, 10 mg/96-well  
Part Number 186000259



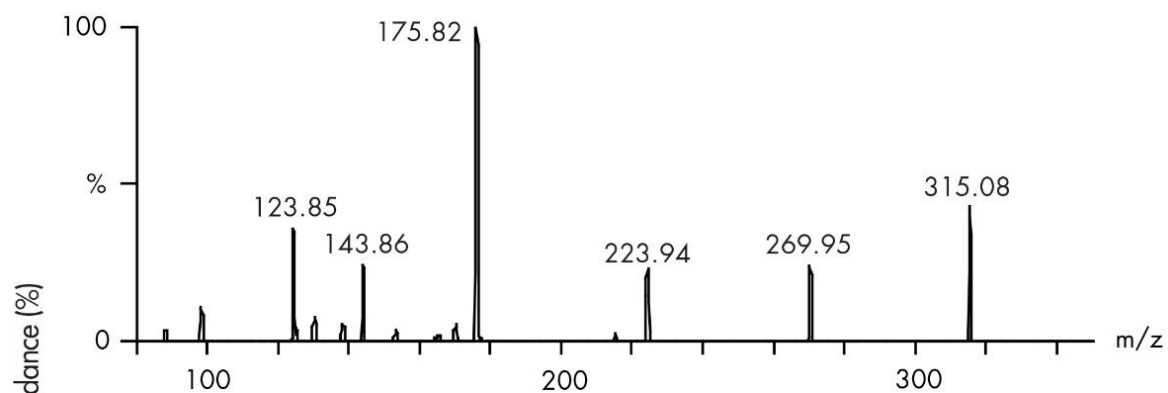
---

## Results and Discussion

## CID mass spectra

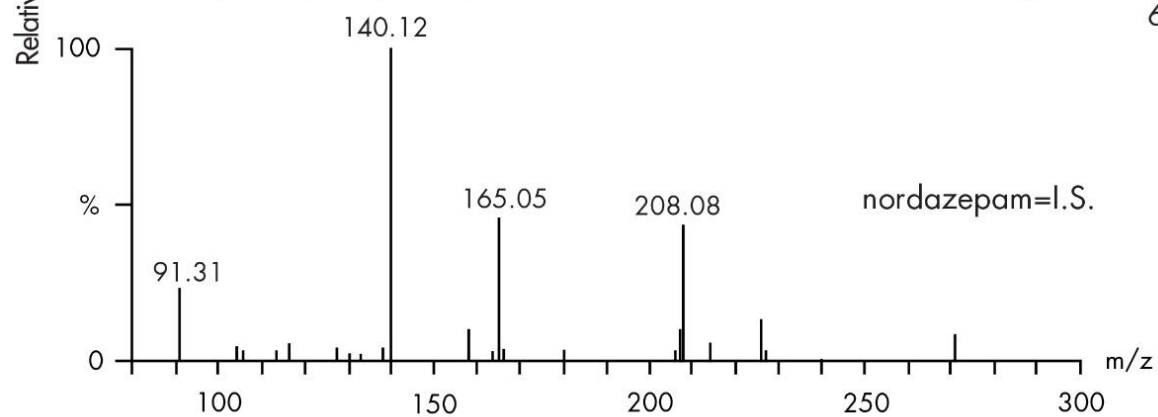
cid 15  
S3 1 (1.005)

Daughters of 315ES+  
2.99e8



IS daughter of 271.0  
2 88 (1.639) Cm (87:90)

Daughters of 271ES+  
6.87e4



---

## Featured Products

Alliance HPLC System <<https://www.waters.com/534293>>

WA20738.096, June 2002

