

Note d'application

Propranolol in Rat Plasma

Waters Corporation



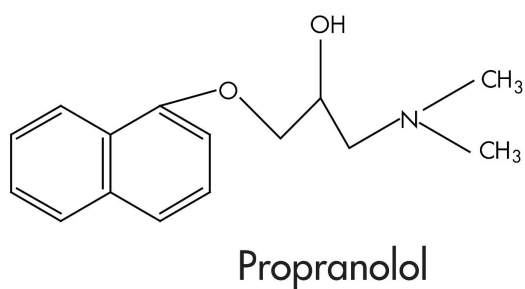
This is an Application Brief and does not contain a detailed Experimental section.

Abstract

This application brief highlights the analysis of propranolol in Rat plasma using XTerra C₁₈ columns.

Introduction

Propranolol in rat plasma has been analyzed in this application brief.



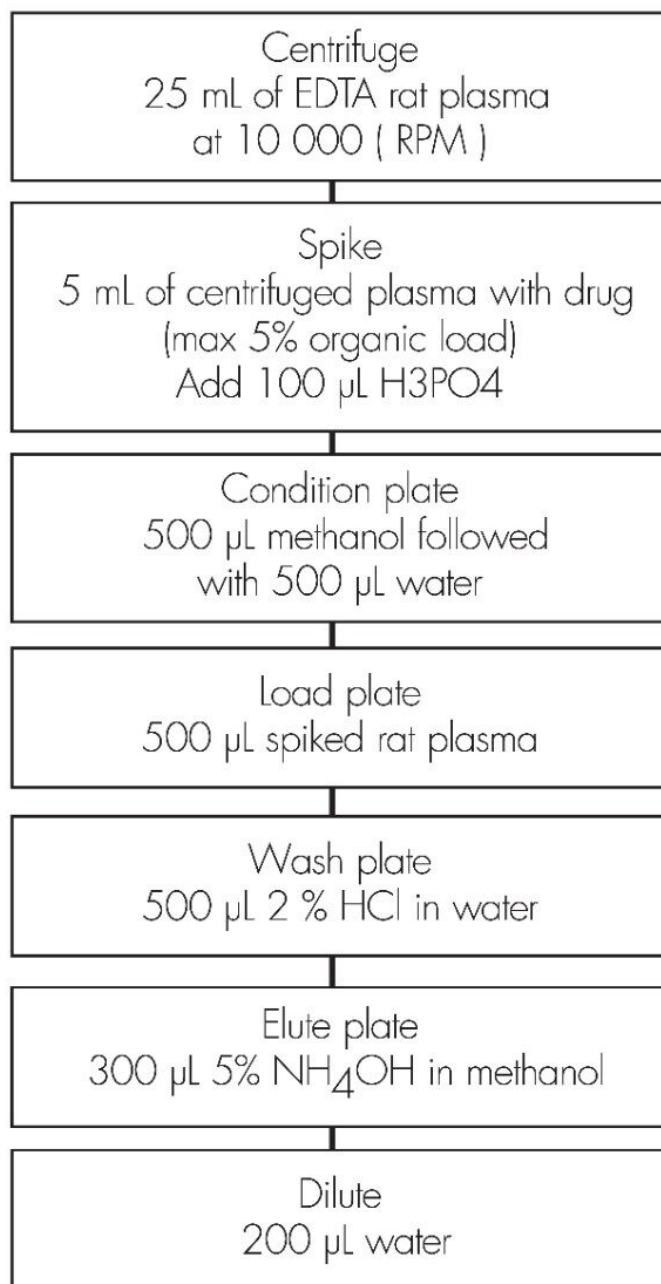
Experimental

Conditions

Column:	XTerra MS C ₁₈ 2.1 x 30 mm, 3.5 µm (p/n: 186000398)
Mobile phase A:	1.0% NH ₄ OH
Mobile phase B:	ACN
Isocratic mobile phase composition:	50% A; 50% B
Flow rate:	0.2 mL/min
Injection volume:	50 µL
Detection:	MS ESI+
Instrument:	Alliance 2790, Micromass Quattro Ultima

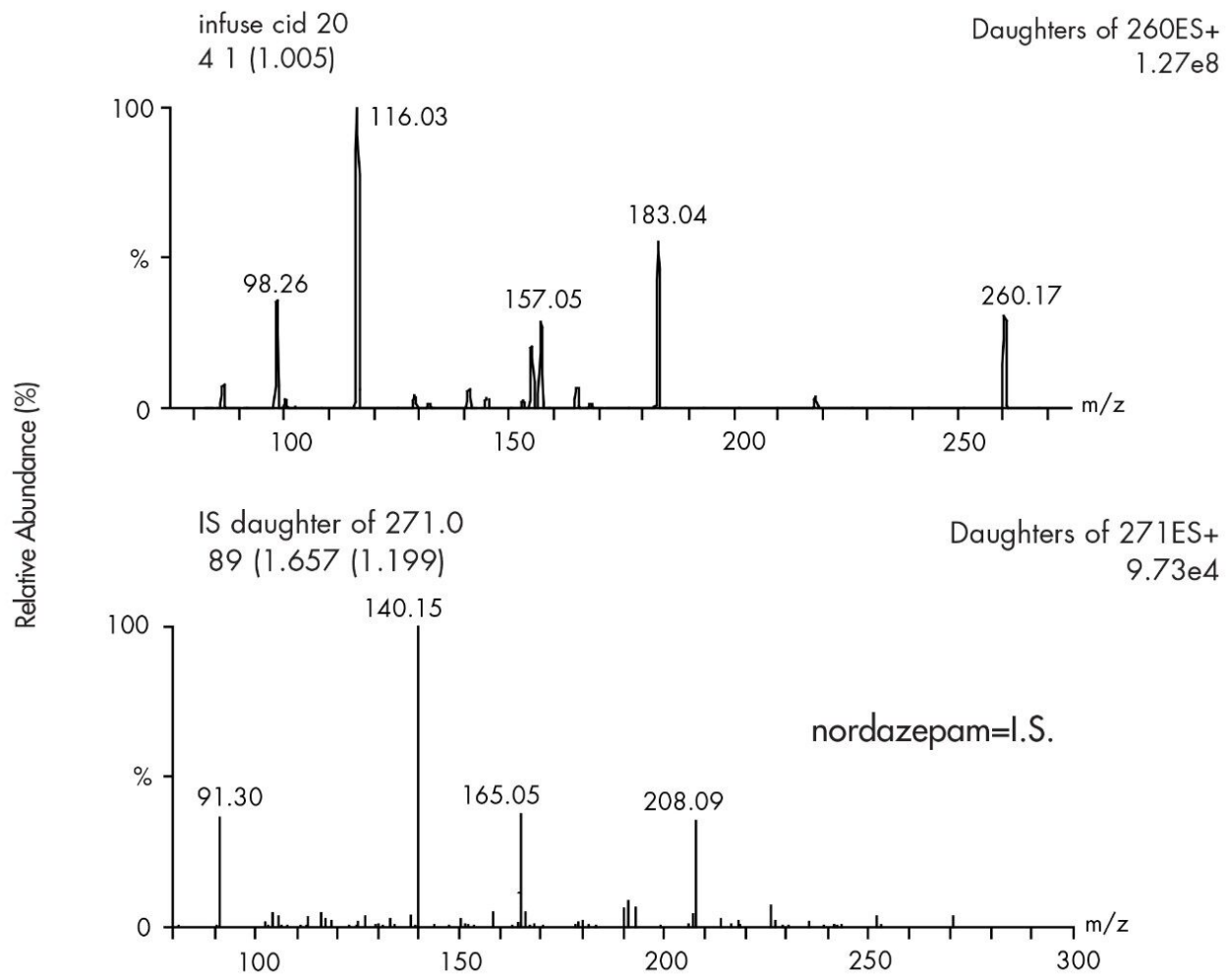
Ion source:	ESI+
Source temp.:	150°C
Gas cell:	1.5e^{-3} mbar, 25 eV
Desolvation temp.:	350 °C
Cone gas flow:	150 L/hr
Drying gas flow:	600 L/hr
Cone voltage:	20 V

Oasis® MCX Extraction Method
Oasis® MCX Extraction Plate, 10 mg/96-well
Part Number 186000259



Results and Discussion

CID mass spectra



Featured Products

Alliance HPLC <<https://www.waters.com/514248>>

WA20738.092, June 2002

